

2018 - 2019

GOVERNMENT ARTS AND SCIENCE COLLEGE FOR WOMEN-BARGUR
STUDENT FEEDBACK FORM

1. How much of the syllabus was covered in the class?

4 - 85 to 100% 3 - 70 to 84% 2 - 55 to 69% 1 - 30 to 54% 0 - Below 30%

2. How well did the teachers prepare for the classes?

4 - Thoroughly 3 - Satisfactorily 2 - Poorly 1 - Indifferently 0 - Won't teach at all

3. How well were the teachers able to communicate?

4 - Always effective 3 - Sometimes effective 2 - Just satisfactory
1 - Generally ineffective 0 - Very poor communication

4. The teacher's approach to teaching can best be described as

4 - Excellent 3 - Very good 2 - Good 1 - Fair 0 - Poor

5. Fairness of the internal evaluation process by the teachers.

4 - Always fair 3 - Usually fair 2 - Sometimes unfair 1 - Usually unfair 0 - Unfair

6. Was your performance in assignments discussed with you?

4 - Every time 3 - Usually 2 - Occasionally/Sometimes 1 - Rarely 0 - Never

7. The institute takes active interest in promoting internship, student exchange, and field visit Opportunities for students.

4 - Regularly 3 - Often 2 - Sometimes 1 - Rarely 0 - Never

8. The teaching and mentoring process in your institution facilitates you in cognitive, social and Emotional growth.

4 - Significantly 3 - Very well 2 - Moderately 1 - Marginally 0 - Not at all

9. The institution provides multiple opportunities to learn and grow.

4 - Strongly agree 3 - Agree 2 - Neutral 1 - Disagree 0 - Strongly disagree

10. Teachers inform you about your expected competencies, course outcomes and programme outcomes.

4 - Every time 3 - Usually 2 - Occasionally/Sometimes 1 - Rarely 0 - Never

11. Your mentor does a necessary follow-up with an assigned task to you.

4 - Every time 3 - Usually 2 - Occasionally/Sometimes 1 - Rarely 0 - I don't have a

12. The teachers illustrate the concepts through examples and applications.

4 - Every time 3 - Usually 2 - Occasionally/Sometime 1 - Rarely 0 - Never

13. The teachers identify your strengths and encourage you with providing right level of challenges.

4 - Fully 3 - Reasonably 2 - Partially 1 - Slightly 0 - Unable to

14. Teachers are able to identify your weaknesses and help you to overcome them.

4 - Every time 3 - Usually 2 - Occasionally/Sometimes 1 - Rarely 0 - Never

15. The institution makes effort to engage students in the monitoring, review and continuous Quality improvement of the teaching learning process.
 4 - Strongly agree 3 - Agree 2 - Neutral 1 - Disagree 0 - Strongly disagree
16. The institute/ teachers use student centric methods, such as experiential learning, participative learning and problem solving methodologies for enhancing learning experiences.
 4 - To a great extent 3 - Moderate 2 - Some what 1 - Very little 0 - Not at all
17. Teachers encourage you to participate in extracurricular activities.
 4 - Strongly agree 3 - Agree 2 - Neutral 1 - Disagree 0 - Strongly disagree
18. Efforts are made by the institute/ teachers to inculcate soft skills, life skills and employability skills to make you ready for the world of work.
 4 - To a great extent 3 - Moderate 2 - Some what 1 - Very little 0 - Not at all
19. What percentage of teachers use ICT tools such as LCD projector, Multimedia, etc. while teaching.
 4 - Above 90% 3 - 70 - 89% 2 - 50 - 69% 1 - 30 - 49% 0 - Below 29%
20. The overall quality of teaching-learning process in your institute is very good.
 4 - Strongly agree 3 - Agree 2 - Neutral 1 - Disagree 0 - Strongly disagree
21. Give three observation / suggestions to improve the overall teaching – learning experience in your institution.
- a)
 b)
 c)

REGISTER NUMBER :
 NAME OF THE STUDENT :
 CLASS :
 DEPARTMENT :

STUDENT SIGNATURE

GOVERNMENT ARTS AND SCIENCE COLLEGE FOR WOMEN-BARGUR
STUDENT FEEDBACK FORM 28/03/2019

1. How much of the syllabus was covered in the class?

4 - 85 to 100% 3 - 70 to 84% 2 - 55 to 69% 1 - 30 to 54% 0 - Below 30%

2. How well did the teachers prepare for the classes?

4 - Thoroughly 3 - Satisfactorily 2 - Poorly 1 - Indifferently 0 - Won't teach at all

3. How well were the teachers able to communicate?

4 - Always effective 3 - Sometimes effective 2 - Just satisfactorily
 1 - Generally ineffective 0 - Very poor communication

4. The teacher's approach to teaching can best be described as

4 - Excellent 3 - Very good 2 - Good 1 - Fair 0 - Poor

5. Fairness of the internal evaluation process by the teachers.

4 - Always fair 3 - Usually fair 2 - Sometimes unfair 1 - Usually unfair 0 - Unfair

6. Was your performance in assignments discussed with you?

4 - Every time 3 - Usually 2 - Occasionally/Sometimes 1 - Rarely 0 - Never

7. The institute takes active interest in promoting internship, student exchange, and field visit opportunities for students.

4 - Regularly 3 - Often 2 - Sometimes 1 - Rarely 0 - Never

8. The teaching and mentoring process in your institution facilitates you in cognitive, social and emotional growth.

4 - Significantly 3 - Very well 2 - Moderately 1 - Marginally 0 - Not at all

9. The institution provides multiple opportunities to learn and grow.

4 - Strongly agree 3 - Agree 2 - Neutral 1 - Disagree 0 - Strongly disagree

10. Teachers inform you about your expected competencies, course outcomes and programme outcomes.

4 - Every time 3 - Usually 2 - Occasionally/Sometimes 1 - Rarely 0 - Never

11. Your mentor does a necessary follow-up with an assigned task to you.

4 - Every time 3 - Usually 2 - Occasionally/Sometimes 1 - Rarely 0 - I don't have a

12. The teachers illustrate the concepts through examples and applications.

4 - Every time 3 - Usually 2 - Occasionally/Sometime 1 - Rarely 0 - Never

13. The teachers identify your strengths and encourage you with providing right level of challenges.

4 - Fully 3 - Reasonably 2 - Partially 1 - Slightly 0 - Unable to

14. Teachers are able to identify your weaknesses and help you to overcome them.

4 - Every time 3 - Usually 2 - Occasionally/Sometimes 1 - Rarely 0 - Never

15. The institution makes effort to engage students in the monitoring, review and continuous Quality improvement of the teaching learning process.

4 Strongly agree 3 - Agree 2 - Neutral 1 - Disagree 0 - Strongly disagree

16. The institute/ teachers use student centric methods, such as experiential learning, participative learning and problem solving methodologies for enhancing learning experiences.

4 To a great extent 3 - Moderate 2 - Some what 1 - Very little 0 - Not at all

17. Teachers encourage you to participate in extracurricular activities.

4 Strongly agree 3 - Agree 2 - Neutral 1 - Disagree 0 - Strongly disagree

18. Efforts are made by the institute/ teachers to inculcate soft skills, life skills and employability skills to make you ready for the world of work.

4 To a great extent 3 - Moderate 2 - Some what 1 - Very little 0 - Not at all

19. What percentage of teachers use ICT tools such as LCD projector, Multimedia, etc. while teaching.

4 - Above 90% 3 70 - 89% 2 - 50 - 69% 1 - 30 - 49% 0 - Below 29%

20. The overall quality of teaching-learning process in your institute is very good.

4 Strongly agree 3 - Agree 2 - Neutral 1 - Disagree 0 - Strongly disagree

21. Give three observation / suggestions to improve the overall teaching - learning experience in your institution.

- Good Teaching
- Not available in restrooms
- I want more staffs in (E&C) department

REGISTER NUMBER : 16UEL1047, ROLL NO: 16203

NAME OF THE STUDENT : R. ANANDHI

CLASS : III B.Sc [E&C]

DEPARTMENT : B.Sc [ELECTRONICS & COMMUNICATION]

R. Anandhi
STUDENT SIGNATURE

GOVERNMENT ARTS AND SCIENCE COLLEGE FOR WOMEN, BARUGUR - 635 104

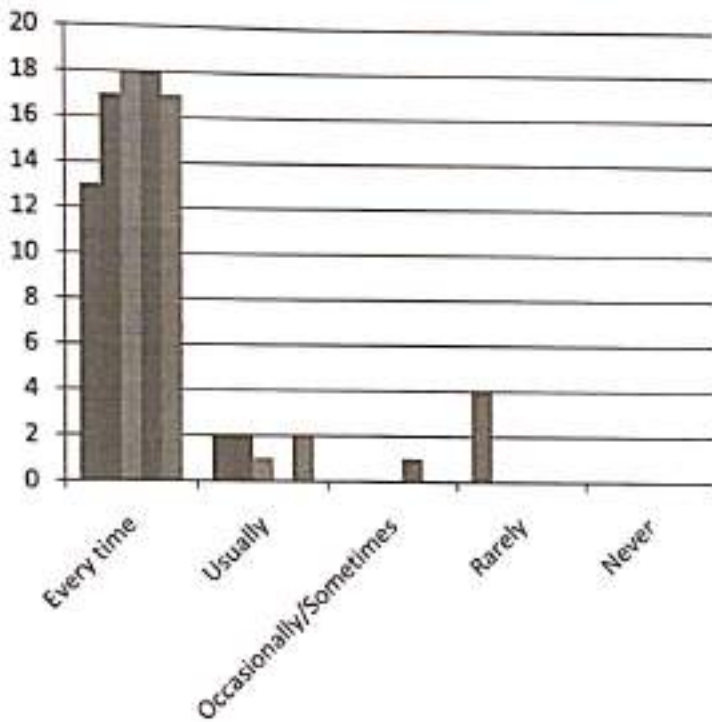
DEPARTMENT OF ELECTRONICS AND COMMUNICATION

STUDENT FEEDBACK FORM - BOTH B.Sc E&C AND M.Sc E&C - 2018-2019

S.No.	Questionnaire	Every time	Usually	Occasionally/ Sometimes	Rarely	Never
1	Was your performance in assignments discussed with you?	13	2	0	4	0
2	Teachers inform you about your expected competencies, course outcomes and programme outcomes.	17	2	0	0	0
3	Your mentor does a necessary follow-up with an assigned task to you	18	1	0	0	0
4	The teachers illustrate the concepts through examples and applications.	18	0	1	0	0
5	Teachers are able to identify your weaknesses and help you to overcome them.	17	2	0	0	0

R. Annali
STAFF SIGNATURE

Srinivas
HOD



- 13 students stated that the performance in the assignments was discussed with them everytime and 2 students felt that the same was usually discussed with them and 4 students felt that the same was rarely discussed with them.
- 17 students stated that their teachers informed them about their expected competencies, course outcomes and programme outcomes every time and 2 students felt that the same was usually informed with them.
- "Everytime mentor does a necessary follow-up with an assigned task to the students" was expressed by 18 students.
- 18 students stated that teachers illustrate the concepts through examples and applications every time and 1 student stated that the same was usually discussed with them.
- 17 students felt that teachers were able to identify their weakness and help them to overcome them everytime and 2 students felt that the same was usually discussed with them.

R Annalci
STAFF SIGNATURE

Ranjana
HOD

2020 - 2021

GOVERNMENT ARTS AND SCIENCE COLLEGE FOR WOMEN-BARGUR
STUDENT FEEDBACK FORM

1. How much of the syllabus was covered in the class?
 1 85 to 100% 2 70 to 84% 3 55 to 69% 4 30 to 54% 0 - Below 30%
2. How well did the teachers prepare for the classes?
 4 Thoroughly 3 Satisfactorily 2 - Poorly 1 - Indifferently 0 - Won't teach at all
3. How well were the teachers able to communicate?
 4 Always effective 3 - Sometimes effective 2 - Just satisfactory
 1 Generally ineffective 0 - Very poor communication
4. The teacher's approach to teaching can best be described as
 4 Excellent 3 - Very good 2 - Good 1 - Fair 0 - Poor
5. Fairness of the internal evaluation process by the teachers.
 4 Always fair 3 Usually fair 2 - Sometimes unfair 1 - Usually unfair 0 - Unfair
6. Was your performance in assignments discussed with you?
 4 Every time 3 - Usually 2 - Occasionally/Sometimes 1 - Rarely 0 - Never
7. The institute takes active interest in promoting internship, student exchange, and field visit Opportunities for students.
 4 Regularly 3 - Often 2 - Sometimes 1 - Rarely 0 - Never
8. The teaching and mentoring process in your institution facilitates you in cognitive, social and Emotional growth.
 4 Significantly 3 - Very well 2 - Moderately 1 - Marginally 0 - Not at all
9. The institution provides multiple opportunities to learn and grow.
 4 Strongly agree 3 - Agree 2 - Neutral 1 - Disagree 0 - Strongly disagree
10. Teachers inform you about your expected competencies, course outcomes and programme outcomes.
 4 Every time 3 - Usually 2 - Occasionally/Sometimes 1 - Rarely 0 - Never
11. Your mentor does a necessary follow-up with an assigned task to you.
 4 Every time 3 - Usually 2 - Occasionally/Sometimes 1 - Rarely 0 - I don't have a
12. The teachers illustrate the concepts through examples and applications.
 4 Every time 3 - Usually 2 - Occasionally/Sometime 1 - Rarely 0 - Never
13. The teachers identify your strengths and encourage you with providing right level of challenges.
 4 Fully 3 - Reasonably 2 - Partially 1 - Slightly 0 - Unable to
14. Teachers are able to identify your weaknesses and help you to overcome them.
 4 Every time 3 - Usually 2 - Occasionally/Sometimes 1 - Rarely 0 - Never

15. The institution makes effort to engage students in the monitoring, review and continuous Quality improvement of the teaching learning process.

4 - Strongly agree 3 - Agree 2 - Neutral 1 - Disagree 0 - Strongly disagree

16. The institute/ teachers use student centric methods, such as experiential learning, participative learning and problem solving methodologies for enhancing learning experiences.

4 - To a great extent 3 - Moderate 2 - Some what 1 - Very little 0 - Not at all

17. Teachers encourage you to participate in extracurricular activities.

4 - Strongly agree 3 - Agree 2 - Neutral 1 - Disagree 0 - Strongly disagree

18. Efforts are made by the institute/ teachers to inculcate soft skills, life skills and employability skills to make you ready for the world of work.

4 - To a great extent 3 - Moderate 2 - Some what 1 - Very little 0 - Not at all

19. What percentage of teachers use ICT tools such as LCD projector, Multimedia, etc. while teaching.

4 - Above 90% 3 - 70 - 89% 2 - 50 - 69% 1 - 30 - 49% 0 - Below 29%

20. The overall quality of teaching-learning process in your institute is very good.

4 - Strongly agree 3 - Agree 2 - Neutral 1 - Disagree 0 - Strongly disagree

21. Give three observation / suggestions to improve the overall teaching - learning experience in your institution.

- a) please teach 5 topics in One period.
- b) Give daily home test for Each Subject.
- c) Please kept the lab Apparatus Working Only.

REGISTER NUMBER : 18UE11091
NAME OF THE STUDENT : AYISHA SABA. N.T.R.
CLASS : III - B.Sc
DEPARTMENT : ELECTRONICS & COMMUNICATION


STUDENT SIGNATURE

ACADEMIC YEAR

II - M.Sc [Edu] - 2020-21

GOVERNMENT ARTS AND SCIENCE COLLEGE FOR WOMEN-BARGUR

STUDENT FEEDBACK FORM

1. How much of the syllabus was covered in the class?

4 - 85 to 100% 3 - 70 to 84% 2 - 55 to 69% 1 - 30 to 54% 0 - Below 30%

2. How well did the teachers prepare for the classes?

4 - Thoroughly 3 - Satisfactorily 2 - Poorly 1 - Indifferently 0 - Won't teach at all

3. How well were the teachers able to communicate?

4 - Always effective 3 - Sometimes effective 2 - Just satisfactory
1 - Generally ineffective 0 - Very poor communication

4. The teacher's approach to teaching can best be described as

4 - Excellent 3 - Very good 2 - Good 1 - Fair 0 - Poor

5. Fairness of the internal evaluation process by the teachers.

4 - Always fair 3 - Usually fair 2 - Sometimes unfair 1 - Usually unfair 0 - Unfair

6. Was your performance in assignments discussed with you?

4 - Every time. 3 - Usually 2 - Occasionally/Sometimes 1 - Rarely 0 - Never

7. The institute takes active interest in promoting internship, student exchange, and field visit opportunities for students.

4 - Regularly 3 - Often 2 - Sometimes 1 - Rarely 0 - Never

8. The teaching and mentoring process in your institution facilitates you in cognitive, social and emotional growth.

4 - Significantly 3 - Very well 2 - Moderately 1 - Marginally 0 - Not at all

9. The institution provides multiple opportunities to learn and grow.

4 - Strongly agree 3 - Agree 2 - Neutral 1 - Disagree 0 - Strongly disagree

10. Teachers inform you about your expected competencies, course outcomes and programme outcomes.

4 - Every time 3 - Usually 2 - Occasionally/Sometimes 1 - Rarely 0 - Never

11. Your mentor does a necessary follow-up with an assigned task to you.

4 - Every time 3 - Usually 2 - Occasionally/Sometimes 1 - Rarely 0 - I don't have a

12. The teachers illustrate the concepts through examples and applications.

4 - Every time 3 - Usually 2 - Occasionally/Sometime 1 - Rarely 0 - Never

13. The teachers identify your strengths and encourage you with providing right level of challenges.

4 - Fully 3 - Reasonably 2 - Partially 1 - Slightly 0 - Unable to

14. Teachers are able to identify your weaknesses and help you to overcome them.

4 - Every time 3 - Usually 2 - Occasionally/Sometimes 1 - Rarely 0 - Never

15. The institution makes effort to engage students in the monitoring, review and continuous Quality improvement of the teaching learning process.

4 - Strongly agree 3 - Agree 2 - Neutral 1 - Disagree 0 - Strongly disagree

16. The institute/ teachers use student centric methods, such as experiential learning, participative learning and problem solving methodologies for enhancing learning experiences.

4 - To a great extent 3 - Moderate 2 - Some what 1 - Very little 0 - Not at all

17. Teachers encourage you to participate in extracurricular activities.

4 - Strongly agree 3 - Agree 2 - Neutral 1 - Disagree 0 - Strongly disagree

18. Efforts are made by the institute/ teachers to inculcate soft skills, life skills and employability skills to make you ready for the world of work.

4 - To a great extent 3 - Moderate 2 - Some what 1 - Very little 0 - Not at all

19. What percentage of teachers use ICT tools such as LCD projector, Multimedia, etc. while teaching.

4 - Above 90% 3 - 70 - 89% 2 - 50 - 69% 1 - 30 - 49% 0 - Below 29%

20. The overall quality of teaching-learning process in your institute is very good.

4 - Strongly agree 3 - Agree 2 - Neutral 1 - Disagree 0 - Strongly disagree

21. Give three observation / suggestions to improve the overall teaching - learning experience in your institution.

- a) Good Teaching
- b) Not available in Restrooms
- c) I want more staffs in [EDIC] Department +

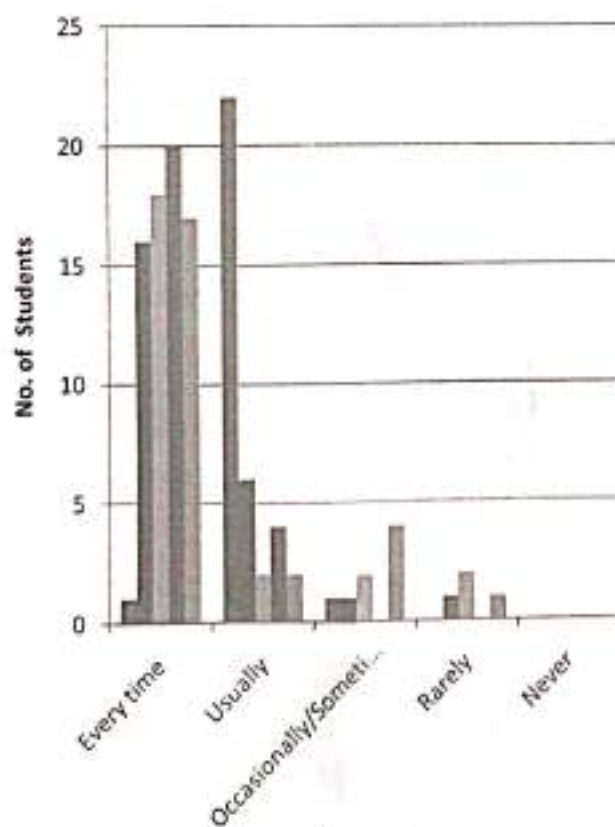
REGISTER NUMBER : 19PEL1012
NAME OF THE STUDENT : S. SANDHIYA
CLASS : II - M-SC [EDIC]
DEPARTMENT : ELECTRONICS & COMMUNICATION

S. Sandhiya
STUDENT SIGNATURE

GOVERNMENT ARTS AND SCIENCE COLLEGE FOR WOMEN, BARGUR-635104
DEPARTMENT OF ELECTRONICS AND COMMUNICATION
STUDENT FEEDBACK FORM - 2020-2021

Questionnaire	Every time	Usually	Occasionally/ Sometimes	Rarely	Never
1. 22 students stated that the performance in the assignments was discussed with them usually.	1	22	1	0	0
2. 16 students stated that their teachers informed them about their expected competencies, course outcomes and programme outcomes every time and 6 students felt that the same was usually discussed with them.	16	6	1	1	0
3. "Everytime mentor does a necessary follow-up with an assigned task to the students" was expressed by 18 students.	18	2	2	2	0
4. 20 students stated that teachers illustrate the concepts through examples and applications every time.	20	4	0	0	0
5. 17 students felt that teachers were able to identify their weakness and help them to overcome them everytime.	17	2	4	1	0

DEPARTMENT OF ELECTRONICS AND COMMUNICATION



- 1. 22 students stated that the performance in the assignments was discussed with them usually.
- 2. 16 students stated that their teachers informed them about their expected competencies, course outcomes and programme outcomes every time and 6 students felt that the same was usually discussed with them.
- 3. "Everytime mentor does a necessary follow-up with an assigned task to the students" was expressed by 18 students.
- 4. 20 students stated that teachers illustrate the concepts through examples and applications every time.
- 5. 17 students felt that teachers were able to identify their weakness and help them to overcome them everytime.

R. Ammalu
STAFF SIGNATURE

P. G.
HOD

2021 - 2022

GOVERNMENT ARTS AND SCIENCE COLLEGE FOR WOMEN-BARGUR

STUDENT FEEDBACK FORM

1. How much of the syllabus was covered in the class?

- 4 - 85 to 100% 3 - 70 to 84% 2 - 55 to 69% 1 - 30 to 54% 0 - Below 30%

2. How well did the teachers prepare for the classes?

- 4 - Thoroughly 3 - Satisfactorily 2 - Poorly 1 - Indifferently 0 - Won't teach at all

3. How well were the teachers able to communicate?

- 4 - Always effective 3 - Sometimes effective 2 - Just satisfactorily
 1 - Generally ineffective 0 - Very poor communication

4. The teacher's approach to teaching can best be described as

- 4 - Excellent 3 - Very good 2 - Good 1 - Fair 0 - Poor

5. Fairness of the internal evaluation process by the teachers.

- 4 - Always fair 3 - Usually fair 2 - Sometimes unfair 1 - Usually unfair 0 - Unfair

6. Was your performance in assignments discussed with you?

- 4 - Every time 3 - Usually 2 - Occasionally/Sometimes 1 - Rarely 0 - Never

7. The institute takes active interest in promoting internship, student exchange, and field visit Opportunities for students.

- 4 - Regularly 3 - Often 2 - Sometimes 1 - Rarely 0 - Never

8. The teaching and mentoring process in your institution facilitates you in cognitive, social and Emotional growth.

- 4 - Significantly 3 - Very well 2 - Moderately 1 - Marginally 0 - Not at all

9. The institution provides multiple opportunities to learn and grow.

- 4 - Strongly agree 3 - Agree 2 - Neutral 1 - Disagree 0 - Strongly disagree

10. Teachers inform you about your expected competencies, course outcomes and programme outcomes.

- 4 - Every time 3 - Usually 2 - Occasionally/Sometimes 1 - Rarely 0 - Never

11. Your mentor does a necessary follow-up with an assigned task to you.

- 4 - Every time 3 - Usually 2 - Occasionally/Sometimes 1 - Rarely 0 - I don't have a

12. The teachers illustrate the concepts through examples and applications.

- 4 - Every time 3 - Usually 2 - Occasionally/Sometime 1 - Rarely 0 - Never

13. The teachers identify your strengths and encourage you with providing right level of challenges.

- 4 - Fully 3 - Reasonably 2 - Partially 1 - Slightly 0 - Unable to

14. Teachers are able to identify your weaknesses and help you to overcome them.

- 4 - Every time 3 - Usually 2 - Occasionally/Sometimes 1 - Rarely 0 - Never

15. The institution makes effort to engage students in the monitoring, review and continuous Quality improvement of the teaching learning process.
 4 - Strongly agree 3 - Agree 2 - Neutral 1 - Disagree 0 - Strongly disagree
16. The institute/ teachers use student centric methods, such as experiential learning, participative learning and problem solving methodologies for enhancing learning experiences.
 4 - To a great extent 3 - Moderate 2 - Some what 1 - Very little 0 - Not at all
17. Teachers encourage you to participate in extracurricular activities.
 4 - Strongly agree 3 - Agree 2 - Neutral 1 - Disagree 0 - Strongly disagree
18. Efforts are made by the institute/ teachers to inculcate soft skills, life skills and employability skills to make you ready for the world of work.
 4 - To a great extent 3 - Moderate 2 - Some what 1 - Very little 0 - Not at all
19. What percentage of teachers use ICT tools such as LCD projector, Multimedia, etc. while teaching.
 4 - Above 90% 3 - 70 - 89% 2 - 50 - 69% 1 - 30 - 49% 0 - Below 29%
20. The overall quality of teaching-learning process in your institute is very good.
 4 - Strongly agree 3 - Agree 2 - Neutral 1 - Disagree 0 - Strongly disagree
21. Give three observation / suggestions to improve the overall teaching - learning experience in your institution.
- very good
 - useful teaching
 - better experience

REGISTER NUMBER : 20PE11015
 NAME OF THE STUDENT : R. JOTHI
 CLASS : II. M. SC [ELECTRONIC & COMMUNICATION]
 DEPARTMENT : ELECTRONICS & COMMUNICATION

R. Jothi
 STUDENT SIGNATURE

GOVERNMENT ARTS AND SCIENCE COLLEGE FOR WOMEN-BARGUR
STUDENT FEEDBACK FORM

1. How much of the syllabus was covered in the class?
 85 to 100% 3 - 70 to 84% 2 - 55 to 69% 1 - 30 to 54% 0 - Below 30%

2. How well did the teachers prepare for the classes?
 4 - Thoroughly Satisfactorily 2 - Poorly 1 - Indifferently 0 - Won't teach at all

3. How well were the teachers able to communicate?
 Always effective 3 - Sometimes effective 2 - Just satisfactorily
 1 - Generally ineffective 0 - Very poor communication

4. The teacher's approach to teaching can best be described as
 Excellent 3 - Very good 2 - Good 1 - Fair 0 - Poor

5. Fairness of the internal evaluation process by the teachers.
 Always fair 3 - Usually fair 2 - Sometimes unfair 1 - Usually unfair 0 - Unfair

6. Was your performance in assignments discussed with you?
 4 - Every time. Usually 2 - Occasionally/Sometimes 1 - Rarely 0 - Never

7. The institute takes active interest in promoting interaship, student exchange, and field visit Opportunities for students.
 4 - Regularly 3 - Often Sometimes 1 - Rarely 0 - Never

8. The teaching and mentoring process in your institution facilitates you in cognitive, social and Emotional growth.
 4 - Significantly Very well 2 - Moderately 1 - Marginally 0 - Not at all

9. The institution provides multiple opportunities to learn and grow.
 Strongly agree 3 - Agree 2 - Neutral 1 - Disagree 0 - Strongly disagree

10. Teachers inform you about your expected competencies, course outcomes and programme outcomes.
 Every time 3 - Usually 2 - Occasionally/Sometimes 1 - Rarely 0 - Never

11. Your mentor does a necessary follow-up with an assigned task to you.
 4 - Every time 3 - Usually Occasionally/Sometimes 1 - Rarely 0 - I don't have a

12. The teachers illustrate the concepts through examples and applications.
 Every time 3 - Usually. 2 - Occasionally/Sometime 1 - Rarely 0 - Never

13. The teachers identify your strengths and encourage you with providing right level of challenges.
 4 - Fully Reasonably 2 - Partially 1 - Slightly 0 - Unable to

14. Teachers are able to identify your weaknesses and help you to overcome them.
 Every time 3 - Usually 2 - Occasionally/Sometimes 1 - Rarely 0 - Never

15. The institution makes effort to engage students in the monitoring, review and continuous Quality improvement of the teaching learning process.

Strongly agree 3 - Agree 2 - Neutral 1 - Disagree 0 - Strongly disagree

16. The institute/ teachers use student centric methods, such as experiential learning, participative learning and problem solving methodologies for enhancing learning experiences.

To a great extent 3 - Moderate 2 - Some what 1 - Very little 0 - Not at all

17. Teachers encourage you to participate in extracurricular activities.

4 - Strongly agree 3 - Agree 2 - Neutral Disagree 0 - Strongly disagree

18. Efforts are made by the institute/ teachers to inculcate soft skills, life skills and employability skills to make you ready for the world of work.

To a great extent 3 - Moderate 2 - Some what 1 - Very little 0 - Not at all

19. What percentage of teachers use ICT tools such as LCD projector, Multimedia, etc. while teaching.

Above 90% 3 - 70 - 89% 2 - 50 - 69% 1 - 30 - 49% 0 - Below 29%

20. The overall quality of teaching-learning process in your institute is very good.

Strongly agree 3 - Agree 2 - Neutral 1 - Disagree 0 - Strongly disagree

21. Give three observation / suggestions to improve the overall teaching - learning experience in your institution.

- Make teaching a two way interaction.
- spend time with them individually
- foster a positive social climate in the classroom

REGISTER NUMBER : 19UEL1075

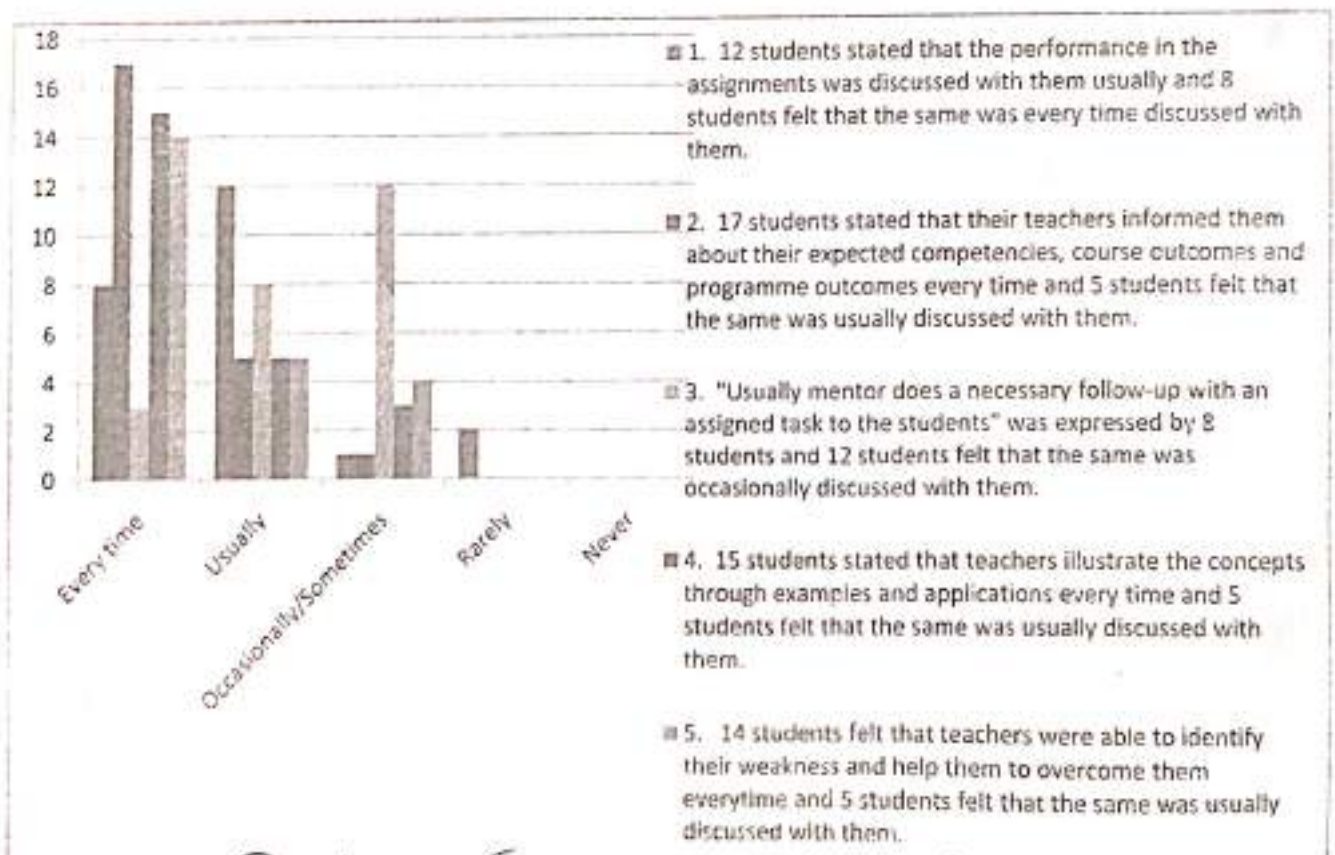
NAME OF THE STUDENT : A. KARTHIKA

CLASS : III - B.SC (E & C)

DEPARTMENT : Electronics and communication

A. Karthika
STUDENT SIGNATURE

Questionnaire	Every time	Usually	Occasionally/ Sometimes	Rarely	Never
1. 12 students stated that the performance in the assignments was discussed with them usually and 8 students felt that the same was every time discussed with them.	8	12	1	2	0
2. 17 students stated that their teachers informed them about their expected competencies, course outcomes and programme outcomes every time and 5 students felt that the same was usually discussed with them.	17	5	1	0	0
3. "Usually mentor does a necessary follow-up with an assigned task to the students" was expressed by 8 students and 12 students felt that the same was occasionally discussed with them.	3	8	12	0	0
4. 15 students stated that teachers illustrate the concepts through examples and applications every time and 5 students felt that the same was usually discussed with them.	15	5	3	0	0
5. 14 students felt that teachers were able to identify their weakness and help them to overcome them everytime and 5 students felt that the same was usually discussed with them.	14	5	4	0	0



- 1. 12 students stated that the performance in the assignments was discussed with them usually and 8 students felt that the same was every time discussed with them.
- 2. 17 students stated that their teachers informed them about their expected competencies, course outcomes and programme outcomes every time and 5 students felt that the same was usually discussed with them.
- 3. "Usually mentor does a necessary follow-up with an assigned task to the students" was expressed by 8 students and 12 students felt that the same was occasionally discussed with them.
- 4. 15 students stated that teachers illustrate the concepts through examples and applications every time and 5 students felt that the same was usually discussed with them.
- 5. 14 students felt that teachers were able to identify their weakness and help them to overcome them everytime and 5 students felt that the same was usually discussed with them.

P. Annalakshmi
STAFF SIGNATURE

dot
HOD

2022 - 2023

GOVERNMENT ARTS AND SCIENCE COLLEGE FOR WOMEN-BARGUR
STUDENT FEEDBACK FORM

1. How much of the syllabus was covered in the class?
 4 - ~~85 to 100%~~ 3 - 70 to 84% 2 - 55 to 69% 1 - 30 to 54% 0 - Below 30%
2. How well did the teachers prepare for the classes?
 4 - ~~Thoroughly~~ 3 - Satisfactorily 2 - Poorly 1 - Indifferently 0 - Won't teach at all
3. How well were the teachers able to communicate?
 4 - ~~Always effective~~ 3 - Sometimes effective 2 - Just satisfactorily
 1 - Generally ineffective 0 - Very poor communication
4. The teacher's approach to teaching can best be described as
 4 - ~~Excellent~~ 3 - ~~Very good~~ 2 - Good 1 - Fair 0 - Poor
5. Fairness of the internal evaluation process by the teachers.
 4 - Always fair 3 - ~~Usually fair~~ 2 - Sometimes unfair 1 - Usually unfair 0 - Unfair
6. Was your performance in assignments discussed with you?
 4 - Every time 3 - ~~Usually~~ 2 - Occasionally/Sometimes 1 - Rarely 0 - Never
7. The institute takes active interest in promoting internship, student exchange, and field visit opportunities for students.
 4 - ~~Regularly~~ 3 - Often 2 - Sometimes 1 - Rarely 0 - Never
8. The teaching and mentoring process in your institution facilitates you in cognitive, social and emotional growth.
 4 - ~~Significantly~~ 3 - Very well 2 - Moderately 1 - Marginally 0 - Not at all
9. The institution provides multiple opportunities to learn and grow.
 4 - Strongly agree 3 - ~~Agree~~ 2 - Neutral 1 - Disagree 0 - Strongly disagree
10. Teachers inform you about your expected competencies, course outcomes and programme outcomes.
 4 - Every time 3 - ~~Usually~~ 2 - Occasionally/Sometimes 1 - Rarely 0 - Never
11. Your mentor does a necessary follow-up with an assigned task to you.
 4 - ~~Every time~~ 3 - Usually 2 - Occasionally/Sometimes 1 - Rarely 0 - I don't have a
12. The teachers illustrate the concepts through examples and applications.
 4 - ~~Every time~~ 3 - Usually 2 - Occasionally/Sometime 1 - Rarely 0 - Never
13. The teachers identify your strengths and encourage you with providing right level of challenges.
 4 - ~~Fully~~ 3 - Reasonably 2 - Partially 1 - Slightly 0 - Unable to
14. Teachers are able to identify your weaknesses and help you to overcome them.
 4 - ~~Every time~~ 3 - Usually 2 - Occasionally/Sometimes 1 - Rarely 0 - Never

GOVERNMENT ARTS AND SCIENCE COLLEGE FOR WOMEN-BARGUR
STUDENT FEEDBACK FORM

1. How much of the syllabus was covered in the class?

4 - 85 to 100% 3 - ~~70 to 84%~~ 2 - 55 to 69% 1 - 30 to 54% 0 - Below 30%

2. How well did the teachers prepare for the classes?

4 - Thoroughly 3 - ~~Satisfactorily~~ 2 - Poorly 1 - Indifferently 0 - Won't teach at all

3. How well were the teachers able to communicate?

4 - ~~Always effective~~ 3 - Sometimes effective 2 - Just satisfactory
 1 - Generally ineffective 0 - Very poor communication

4. The teacher's approach to teaching can best be described as

4 - ~~Excellent~~ 3 - Very good 2 - Good 1 - Fair 0 - Poor

5. Fairness of the internal evaluation process by the teachers.

4 - Always fair 3 - ~~Usually fair~~ 2 - Sometimes unfair 1 - Usually unfair 0 - Unfair

~~6. Was your performance in assignments discussed with you?~~

~~4 - Every time 3 - Usually 2 - Occasionally/Sometimes 1 - Rarely 0 - Never~~

7. The institute takes active interest in promoting internship, student exchange, and field visit opportunities for students

4 - Regularly 3 - ~~Often~~ 2 - Sometimes 1 - Rarely 0 - Never

8. The teaching and mentoring process in your institution facilitates you in cognitive, social and emotional growth.

4 - ~~Significantly~~ 3 - Very well 2 - Moderately 1 - Marginally 0 - Not at all

9. The institution provides multiple opportunities to learn and grow.

4 - ~~Strongly agree~~ 3 - Agree 2 - Neutral 1 - Disagree 0 - Strongly disagree

~~10. Teachers inform you about your expected competencies, course outcomes and programme outcomes.~~

~~4 - Every time 3 - Usually 2 - Occasionally/Sometimes 1 - Rarely 0 - Never~~

~~11. Your mentor does a necessary follow-up with an assigned task to you.~~

~~4 - Every time 3 - Usually 2 - Occasionally/Sometimes 1 - Rarely 0 - I don't have a~~

12. The teachers illustrate the concepts through examples and applications.

4 - Every time 3 - ~~Usually~~ 2 - Occasionally/Sometime 1 - Rarely 0 - Never

13. The teachers identify your strengths and encourage you with providing right level of challenges.

4 - ~~Fully~~ 3 - Reasonably 2 - Partially 1 - Slightly 0 - Unable to

14. Teachers are able to identify your weaknesses and help you to overcome them.

4 - Every time 3 - ~~Usually~~ 2 - Occasionally/Sometimes 1 - Rarely 0 - Never

15. The institution makes effort to engage students in the monitoring, review and continuous Quality improvement of the teaching learning process.

4 - Strongly agree 3 - Agree 2 - Neutral 1 - Disagree 0 - Strongly disagree

16. The institute/ teachers use student centric methods, such as experiential learning, participative learning and problem solving methodologies for enhancing learning experiences.

4 - To a great extent 3 - Moderate 2 - Some what 1 - Very little 0 - Not at all

17. Teachers encourage you to participate in extracurricular activities.

4 - Strongly agree 3 - Agree 2 - Neutral 1 - Disagree 0 - Strongly disagree

18. Efforts are made by the institute/ teachers to inculcate soft skills, life skills and employability skills to make you ready for the world of work.

4 - To a great extent 3 - Moderate 2 - Some what 1 - Very little 0 - Not at all

19. What percentage of teachers use ICT tools such as LCD projector, Multimedia, etc. while teaching.

4 - Above 90% 3 - 70 - 89% 2 - 50 - 69% 1 - 30 - 49% 0 - Below 29%

20. The overall quality of teaching-learning process in your institute is very good.

4 - Strongly agree 3 - Agree 2 - Neutral 1 - Disagree 0 - Strongly disagree

21. Give three observation / suggestions to improve the overall teaching - learning experience in your institution.

- a) Good projector teaching
- b) Very good.
- c) Better experience.

REGISTER NUMBER : 200EL1052

NAME OF THE STUDENT : M. SNEKHA

CLASS : III. B. SC

DEPARTMENT : ERC


STUDENT SIGNATURE

15. The institution makes effort to engage students in the monitoring, review and continuous Quality improvement of the teaching learning process.

4 - Strongly agree 3 - ~~Agree~~ 2 - Neutral 1 - Disagree 0 - Strongly disagree

16. The institute/ teachers use student centric methods, such as experiential learning, participative learning and problem solving methodologies for enhancing learning experiences.

4 - To a great extent 3 - Moderate 2 - Some what 1 - Very little 0 - Not at all

17. Teachers encourage you to participate in extracurricular activities.

4 - Strongly agree 3 - Agree 2 - Neutral 1 - Disagree 0 - Strongly disagree

18. Efforts are made by the institute/ teachers to inculcate soft skills, life skills and employability skills to make you ready for the world of work.

4 - To a great extent 3 - Moderate 2 - Some what 1 - Very little 0 - Not at all

19. What percentage of teachers use ICT tools such as LCD projector, Multimedia, etc. while teaching.

4 - Above 90% 3 - 70 - 89% 2 - 50 - 69% 1 - 30 - 49% 0 - Below 29%

20. The overall quality of teaching-learning process in your institute is very good.

4 - Strongly agree 3 - Agree 2 - Neutral 1 - Disagree 0 - Strongly disagree

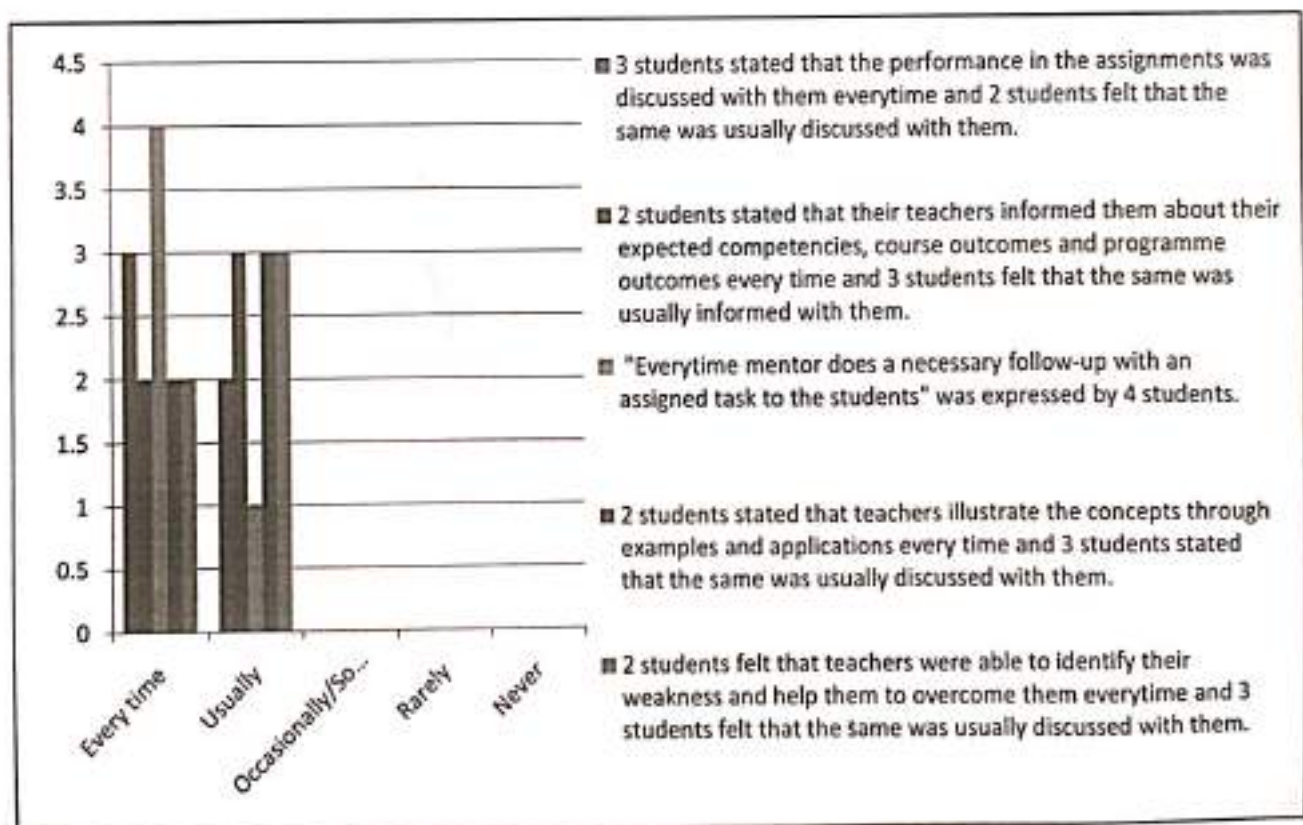
21. Give three observation / suggestions to improve the overall teaching - learning experience in your institution.

- a) Very good Teaching
- b) Very good lab experience.
- c) Better Placement

REGISTER NUMBER : C21PG121E4CO01
NAME OF THE STUDENT : BHUVANESHWARI.
CLASS : II.M.SC
DEPARTMENT : EEC

Bhuvaneshwari
STUDENT SIGNATURE

S.No.	Questionnaire	Every time	Usually	Occasionally/ Sometimes	Rarely	Never
1	Was your performance in assignments discussed with you?	3	2	0	0	0
2	Teachers inform you about your expected competencies, course outcomes and programme outcomes.	2	3	0	0	0
3	Your mentor does a necessary follow-up with an assigned task to you	4	1	0	0	0
4	The teachers illustrate the concepts through examples and applications.	2	3	0	0	0
5	Teachers are able to identify your weaknesses and help you to overcome them.	2	3	0	0	0



P. Annalini
STAFF SIGNATURE

[Signature]
HOD

2019 - 2020

GOVERNMENT ARTS AND SCIENCE COLLEGE FOR WOMEN-BARGUR
STUDENT FEEDBACK FORM

1. How much of the syllabus was covered in the class?
 4 - 85 to 100% 3 - 70 to 84% 2 - 55 to 69% 1 - 30 to 54% 0 - Below 30%
2. How well did the teachers prepare for the classes?
 4 - Thoroughly 3 - Satisfactorily 2 - Poorly 1 - Indifferently 0 - Won't teach at all
3. How well were the teachers able to communicate?
 4 - Always effective 3 - Sometimes effective 2 - Just satisfactorily
 1 - Generally ineffective 0 - Very poor communication
4. The teacher's approach to teaching can best be described as
 4 - Excellent 3 - Very good 2 - Good 1 - Fair 0 - Poor
5. Fairness of the internal evaluation process by the teachers.
 4 - Always fair 3 - Usually fair 2 - Sometimes unfair 1 - Usually unfair 0 - Unfair
6. Was your performance in assignments discussed with you?
 4 - Every time. 3 - Usually 2 - Occasionally/Sometimes 1 - Rarely 0 - Never
7. The institute takes active interest in promoting internship, student exchange, and field visit opportunities for students.
 4 - Regularly 3 - Often 2 - Sometimes 1 - Rarely 0 - Never
8. The teaching and mentoring process in your institution facilitates you in cognitive, social and emotional growth.
 4 - Significantly 3 - Very well 2 - Moderately 1 - Marginally 0 - Not at all
9. The institution provides multiple opportunities to learn and grow.
 4 - Strongly agree 3 - Agree 2 - Neutral 1 - Disagree 0 - Strongly disagree
10. Teachers inform you about your expected competencies, course outcomes and programme outcomes.
 4 - Every time 3 - Usually 2 - Occasionally/Sometimes 1 - Rarely 0 - Never
11. Your mentor does a necessary follow-up with an assigned task to you.
 4 - Every time 3 - Usually 2 - Occasionally/Sometimes 1 - Rarely 0 - I don't have a
12. The teachers illustrate the concepts through examples and applications.
 4 - Every time 3 - Usually. 2 - Occasionally/Sometime 1 - Rarely 0 - Never
13. The teachers identify your strengths and encourage you with providing right level of challenges.
 4 - Fully 3 - Reasonably 2 - Partially 1 - Slightly 0 - Unable to
14. Teachers are able to identify your weaknesses and help you to overcome them.
 4 - Every time 3 - Usually 2 - Occasionally/Sometimes 1 - Rarely 0 - Never

15. The institution makes effort to engage students in the monitoring, review and continuous Quality improvement of the teaching learning process.

Strongly agree 3 - Agree 2 - Neutral 1 - Disagree 0 - Strongly disagree

16. The institute/ teachers use student centric methods, such as experiential learning, participative learning and problem solving methodologies for enhancing learning experiences.

To a great extent 3 - Moderate 2 - Some what 1 - Very little 0 - Not at all

17. Teachers encourage you to participate in extracurricular activities.

Strongly agree 3 - Agree 2 - Neutral 1 - Disagree 0 - Strongly disagree

18. Efforts are made by the institute/ teachers to inculcate soft skills, life skills and employability skills to make you ready for the world of work.

4 - To a great extent 3 - Moderate 2 - Some what 1 - Very little 0 - Not at all

19. What percentage of teachers use ICT tools such as LCD projector, Multimedia, etc. while teaching.

Above 90% 3 - 70 - 89% 2 - 50 - 69% 1 - 30 - 49% 0 - Below 29%

20. The overall quality of teaching-learning process in your institute is very good.

Strongly agree 3 - Agree 2 - Neutral 1 - Disagree 0 - Strongly disagree

21. Give three observation / suggestions to improve the overall teaching - learning experience in your institution.

- Good teaching, engage to all time in students
- best teachers in our institute
- Thanks for the greatful knowledge.

REGISTER NUMBER : 17UEL1053
NAME OF THE STUDENT : S. ARULMOZHI
CLASS : III - B. SC [E & C]
DEPARTMENT : ELECTRONICS AND

COMMUNICATION.

S. Arulmozhi

STUDENT SIGNATURE

II - Msc [Eec]

Academic year 2019 - 2020

GOVERNMENT ARTS AND SCIENCE COLLEGE FOR WOMEN-BARGUR

STUDENT FEEDBACK FORM

1. How much of the syllabus was covered in the class?

4 - 85 to 100% 3 - 70 to 84% 2 - 55 to 69% 1 - 30 to 54% 0 - Below 30%

2. How well did the teachers prepare for the classes?

4 - Thoroughly 3 - Satisfactorily 2 - Poorly 1 - Indifferently 0 - Won't teach at all

3. How well were the teachers able to communicate?

4 - Always effective 3 - Sometimes effective 2 - Just satisfactorily
1 - Generally ineffective 0 - Very poor communication

4. The teacher's approach to teaching can best be described as

4 - Excellent 3 - Very good 2 - Good 1 - Fair 0 - Poor

5. Fairness of the internal evaluation process by the teachers.

4 - Always fair 3 - Usually fair 2 - Sometimes unfair 1 - Usually unfair 0 - Unfair

6. Was your performance in assignments discussed with you?

4 - Every time. 3 - Usually 2 - Occasionally/Sometimes 1 - Rarely 0 - Never

7. The institute takes active interest in promoting internship, student exchange, and field visit opportunities for students.

4 - Regularly 3 - Often 2 - Sometimes 1 - Rarely 0 - Never

8. The teaching and mentoring process in your institution facilitates you in cognitive, social and emotional growth.

4 - Significantly 3 - Very well 2 - Moderately 1 - Marginally 0 - Not at all

9. The institution provides multiple opportunities to learn and grow.

4 - Strongly agree 3 - Agree 2 - Neutral 1 - Disagree 0 - Strongly disagree

10. Teachers inform you about your expected competencies, course outcomes and programme outcomes.

4 - Every time 3 - Usually 2 - Occasionally/Sometimes 1 - Rarely 0 - Never

11. Your mentor does a necessary follow-up with an assigned task to you.

4 - Every time 3 - Usually 2 - Occasionally/Sometimes 1 - Rarely 0 - I don't have a

12. The teachers illustrate the concepts through examples and applications.

4 - Every time 3 - Usually 2 - Occasionally/Sometime 1 - Rarely 0 - Never

13. The teachers identify your strengths and encourage you with providing right level of challenges.

4 - Fully 3 - Reasonably 2 - Partially 1 - Slightly 0 - Unable to

14. Teachers are able to identify your weaknesses and help you to overcome them.

4 - Every time 3 - Usually 2 - Occasionally/Sometimes 1 - Rarely 0 - Never

15. The institution makes effort to engage students in the monitoring, review and continuous Quality improvement of the teaching learning process.

4 - Strongly agree 3 - Agree 2 - Neutral 1 - Disagree 0 - Strongly disagree

16. The institute/ teachers use student centric methods, such as experiential learning, participative learning and problem solving methodologies for enhancing learning experiences.

4 - To a great extent 3 - Moderate 2 - Some what 1 - Very little 0 - Not at all

17. Teachers encourage you to participate in extracurricular activities.

4 - Strongly agree 3 - Agree 2 - Neutral 1 - Disagree 0 - Strongly disagree

18. Efforts are made by the institute/ teachers to inculcate soft skills, life skills and employability skills to make you ready for the world of work.

4 - To a great extent 3 - Moderate 2 - Some what 1 - Very little 0 - Not at all

19. What percentage of teachers use ICT tools such as LCD projector, Multimedia, etc. while teaching.

4 - Above 90% 3 - 70 - 89% 2 - 50 - 69% 1 - 30 - 49% 0 - Below 29%

20. The overall quality of teaching-learning process in your institute is very good.

4 - Strongly agree 3 - Agree 2 - Neutral 1 - Disagree 0 - Strongly disagree

21. Give three observation / suggestions to improve the overall teaching - learning experience in your institution.

- a) The institute will provide for the knowledge
b) in other college.
c)

REGISTER NUMBER : 18PEL1020

NAME OF THE STUDENT : A. NITHYASRI.

CLASS : II - MSc [E&C]

DEPARTMENT : ELECTRONICS AND COMMUNICATION

A. Nithyasri
STUDENT SIGNATURE

GOVERNMENT ARTS AND SCIENCE COLLEGE FOR WOMEN, BARGUR-635104

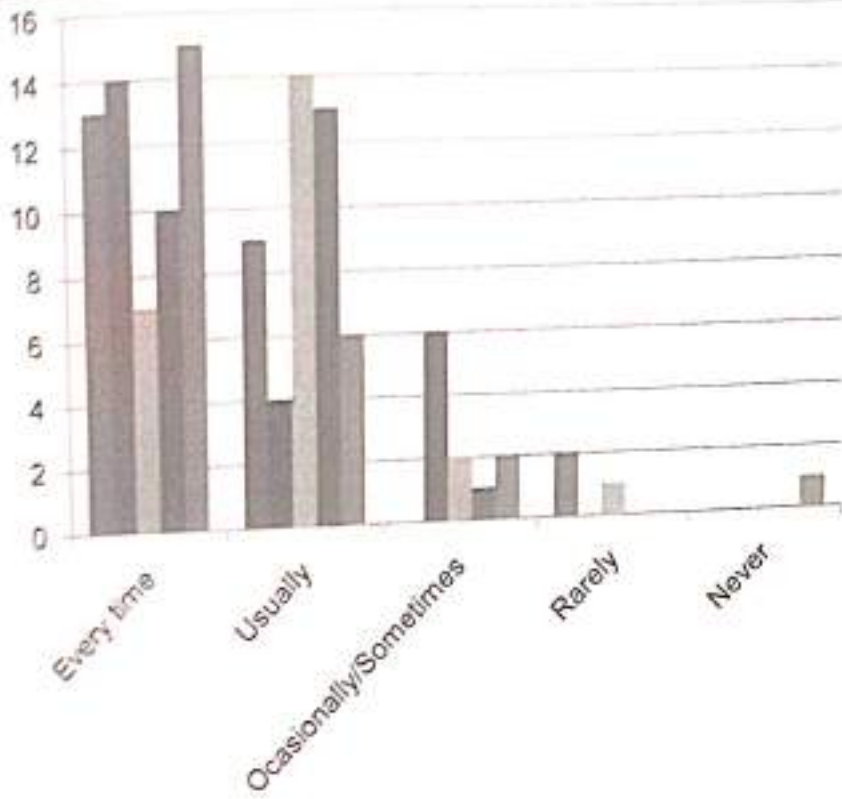
DEPARTMENT OF ELECTRONICS AND COMMUNICATION

STUDENT FEEDBACK FORM - 2019-2020

Questionnaire	Every time	Usually	Ocasionally/ Sometimes	Rarely	Never
1. Was your performance in assignments discussed with you?	13	9	0	2	0
2. Teachers inform you about your expected competencies, course outcomes and programme outcomes.	14	4	6	0	0
3. Your mentor does a necessary follow-up with an assigned task to you.	7	14	2	1	0
4. The teachers illustrate the concepts through examples and applications.	10	13	1	0	0
5. Teachers are able to identify your weakness and help you to overcome them.	15	6	2	0	1

R. Arundha
STAFF SIGNATURE

201
Hb D



- 1. Was your performance in assignments discussed with you?
- 2. Teachers inform you about your expected competencies, course outcomes and programme outcomes.
- 3. Your mentor does a necessary follow-up with an assigned task to you.
- 4. The teachers illustrate the concepts through examples and applications.
- 5. Teachers are able to identify your weakness and help you to overcome them.

R Amal Kumar
STAFF SIGNATURE

2021
HOD