

GOVERNMENT ARTS AND SCIENCE COLLEGE FOR WOMEN-BARGUR
STUDENT FEEDBACK FORM

1. How much of the syllabus was covered in the class?

4 – 85 to 100% 3 – 70 to 84% 2 – 55 to 69% 1 – 30 to 54% 0 – Below 30%

2. How well did the teachers prepare for the classes?

4 – Thoroughly 3 – Satisfactorily 2 – Poorly 1 – Indifferently 0 – Won't teach at all

3. How well were the teachers able to communicate?

4 – Always effective 3 – Sometimes effective 2 – Just satisfactorily
1 – Generally ineffective 0 – Very poor communication

4. The teacher's approach to teaching can best be described as

4 – Excellent 3 – Very good 2 – Good 1 – Fair 0 – Poor

5. Fairness of the internal evaluation process by the teachers.

4 – Always fair 3 – Usually fair 2 – Sometimes unfair 1 – Usually unfair 0 – Unfair

6. Was your performance in assignments discussed with you?

4 – Every time. 3 – Usually 2 – Occasionally/Sometimes 1 – Rarely 0 – Never

7. The institute takes active interest in promoting internship, student exchange, and field visit Opportunities for students.

4 – Regularly 3 – Often 2 – Sometimes 1 – Rarely 0 – Never

8. The teaching and mentoring process in your institution facilitates you in cognitive, social and Emotional growth.

4 – Significantly 3 – Very well 2 – Moderately 1 – Marginally 0 – Not at all

9. The institution provides multiple opportunities to learn and grow.

4 – Strongly agree 3 – Agree 2 – Neutral 1 – Disagree 0 – Strongly disagree

10. Teachers inform you about your expected competencies, course outcomes and programme outcomes.

4 – Every time 3 – Usually 2 – Occasionally/Sometimes 1 – Rarely 0 – Never

11. Your mentor does a necessary follow-up with an assigned task to you.

4 – Every time 3 – Usually 2 – Occasionally/Sometimes 1 – Rarely 0 – I don't have a

12. The teachers illustrate the concepts through examples and applications.

4 – Every time 3 – Usually. 2 – Occasionally/Sometime 1 – Rarely 0 – Never

13. The teachers identify your strengths and encourage you with providing right level of challenges.

4 – Fully 3 – Reasonably 2 – Partially 1 – Slightly 0 – Unable to

14. Teachers are able to identify your weaknesses and help you to overcome them.

4 – Every time 3 – Usually 2 – Occasionally/Sometimes 1 – Rarely 0 – Never

15. The institution makes effort to engage students in the monitoring, review and continuous Quality improvement of the teaching learning process.

4 – Strongly agree 3 – Agree 2 – Neutral 1 – Disagree 0 – Strongly disagree

16. The institute/ teachers use student centric methods, such as experiential learning, participative learning and problem solving methodologies for enhancing learning experiences.

4 – To a great extent 3 – Moderate 2 – Some what 1 – Very little 0 – Not at all

17. Teachers encourage you to participate in extracurricular activities.

4 – Strongly agree 3 – Agree 2 – Neutral 1 – Disagree 0 – Strongly disagree

18. Efforts are made by the institute/ teachers to inculcate soft skills, life skills and employability skills to make you ready for the world of work.

4 – To a great extent 3 – Moderate 2 – Some what 1 – Very little 0 – Not at all

19. What percentage of teachers use ICT tools such as LCD projector, Multimedia, etc. while teaching.

4 – Above 90% 3 – 70 – 89% 2 – 50 – 69% 1 – 30 – 49% 0 – Below 29%

20. The overall quality of teaching-learning process in your institute is very good.

4 – Strongly agree 3 – Agree 2 – Neutral 1 – Disagree 0 – Strongly disagree

21. Give three observation / suggestions to improve the overall teaching – learning experience in your institution.

a)

b)

c)

REGISTER NUMBER :

NAME OF THE STUDENT :

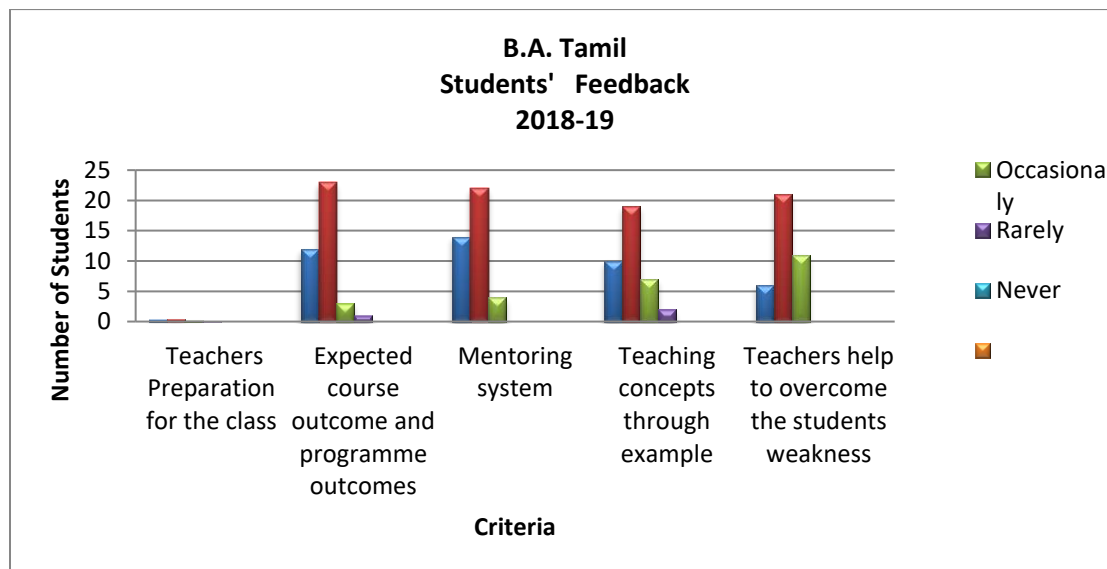
CLASS :

DEPARTMENT :

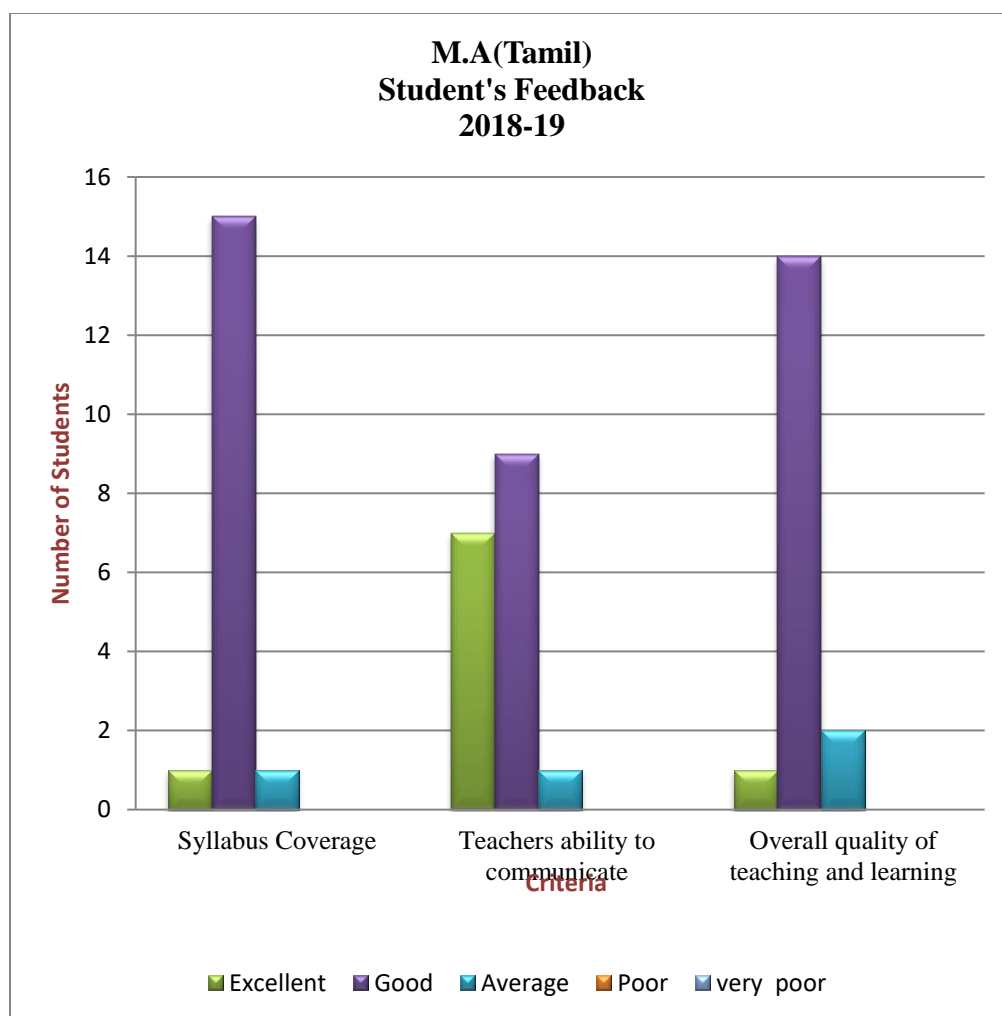
STUDENT SIGNATURE

**Government Arts and Science College for women,
Barugur -635 104**

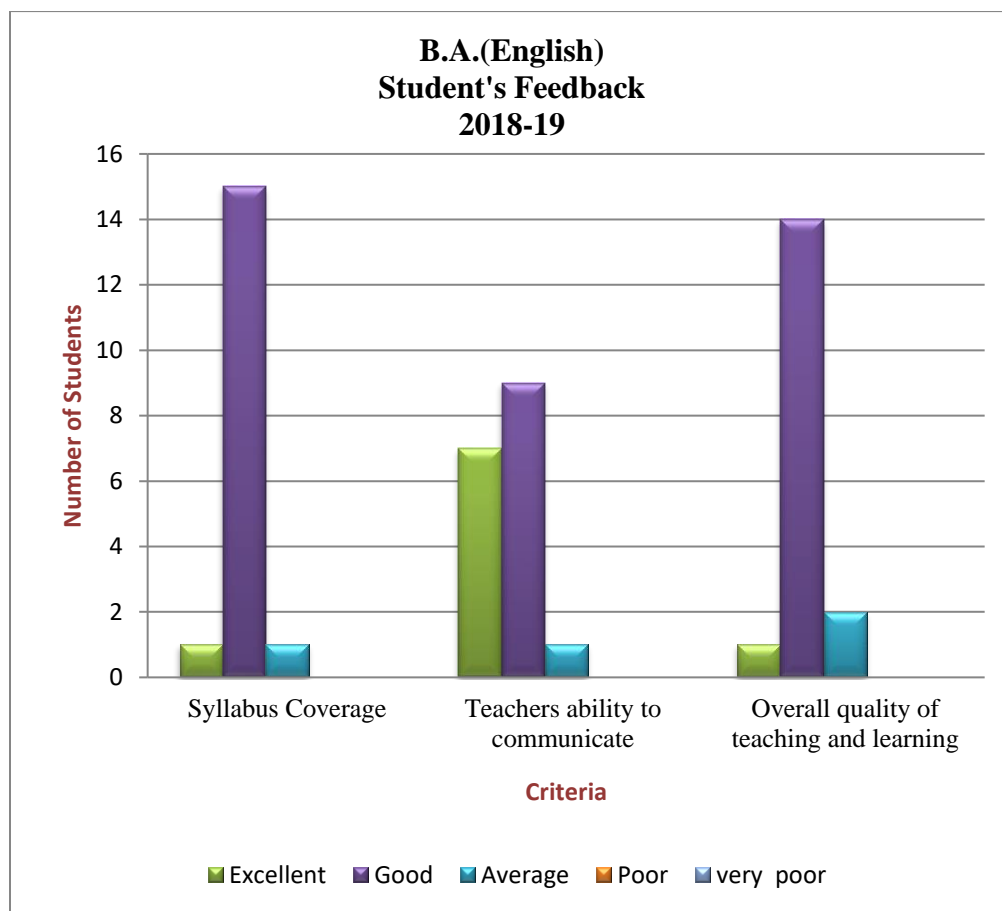
Students Satisfaction Survey



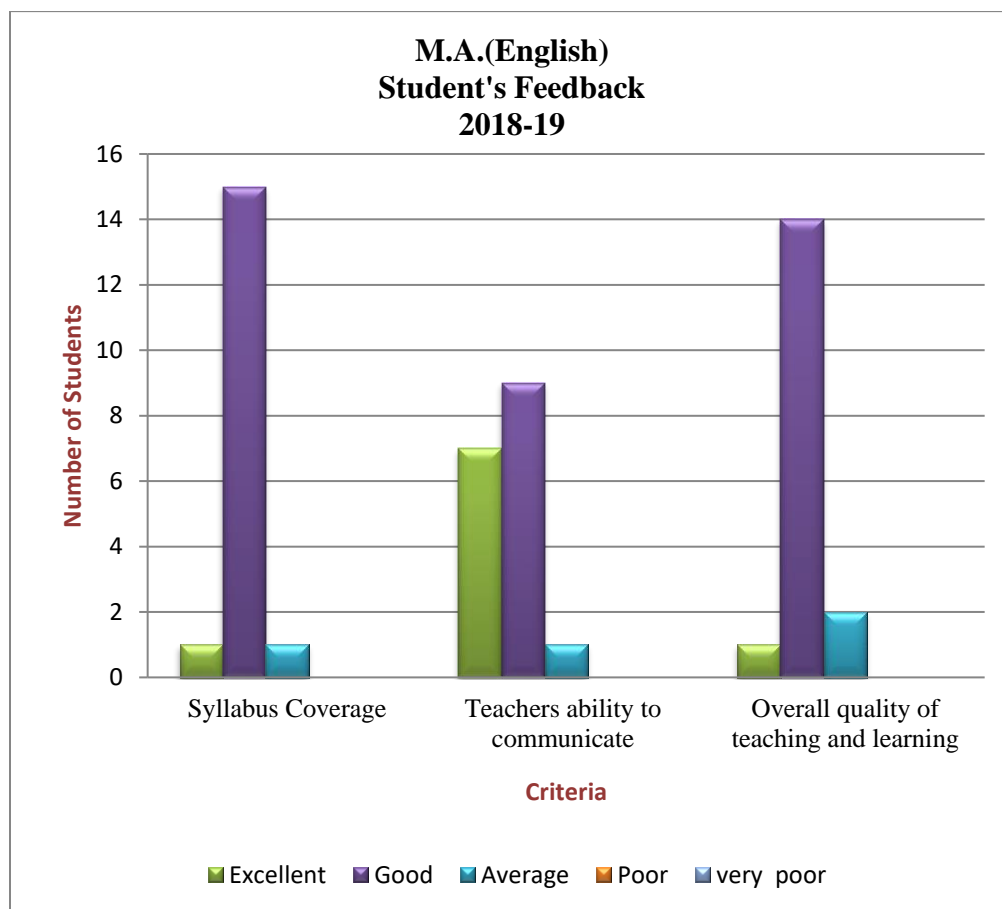
1. 33 Students had given good feedback for the timely completion of the syllabus by the teachers.
2. 33 Students stated that the quality of teaching was good.
3. 30 Students mentioned that the Relationship between the teachers and the students was Excellent.
4. 31 Students answered that the Infrastructure facilities was average.
5. 29 Students marked that the capability Enhancement programme was only Average.



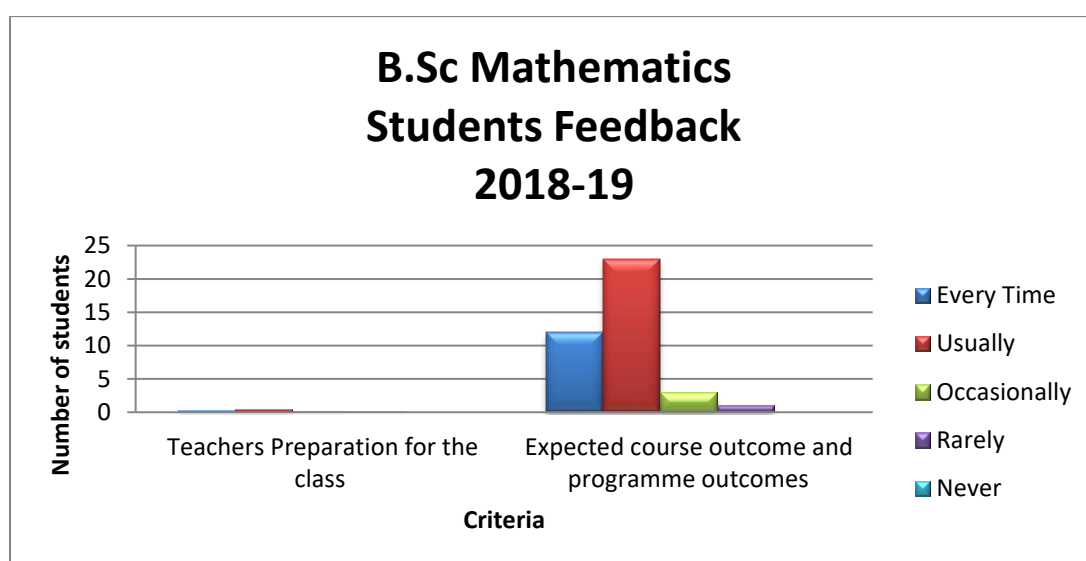
1. 06 Students had given good feed back for the timely completion of the syllabus by the teachers.
2. 06 Students stated that the quality of teaching was good.
3. 05 Students has mentioned that the Relationship between the teachers and the students was Ex
4. 05 Students answered that the Infrastructure facilities was average.



1. Students expressed that the internal evaluation process by the teachers and discussion of students performance in assignments are always excellent
2. Students stated that the performance teachers usually illustrate the concepts through examples and applications

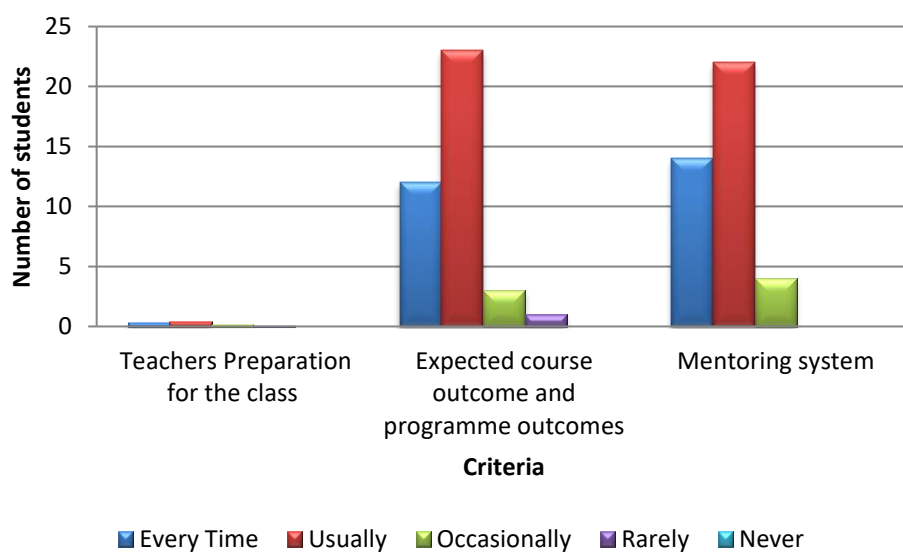


1. The majority of the students expressed that 70 to 84 percentage of the syllabus was covered in the class
2. Students expressed that the teachers ability to communicate is good and overall quality of teaching learning process is also good

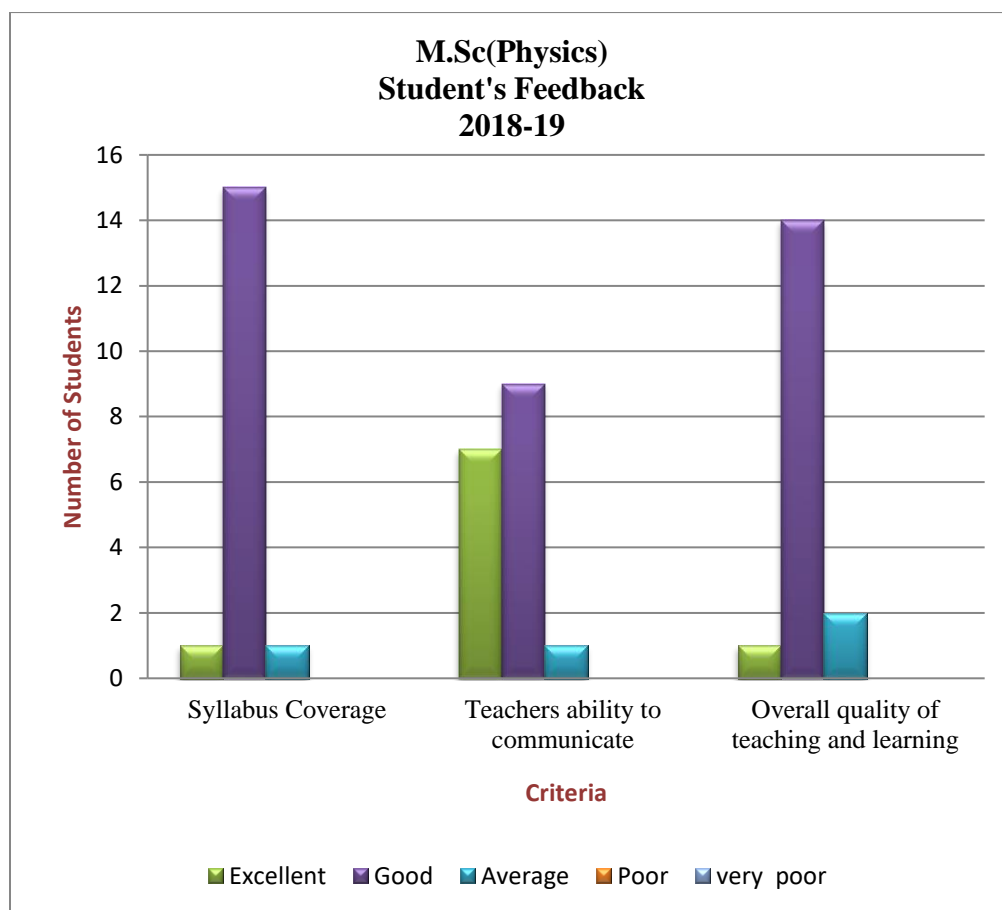


Analysis of the feedback received from the students revealed that the students have the opinion that the teachers approach to teaching as good ; Teachers fully identity the strengths of the students and encourage them appropriately.

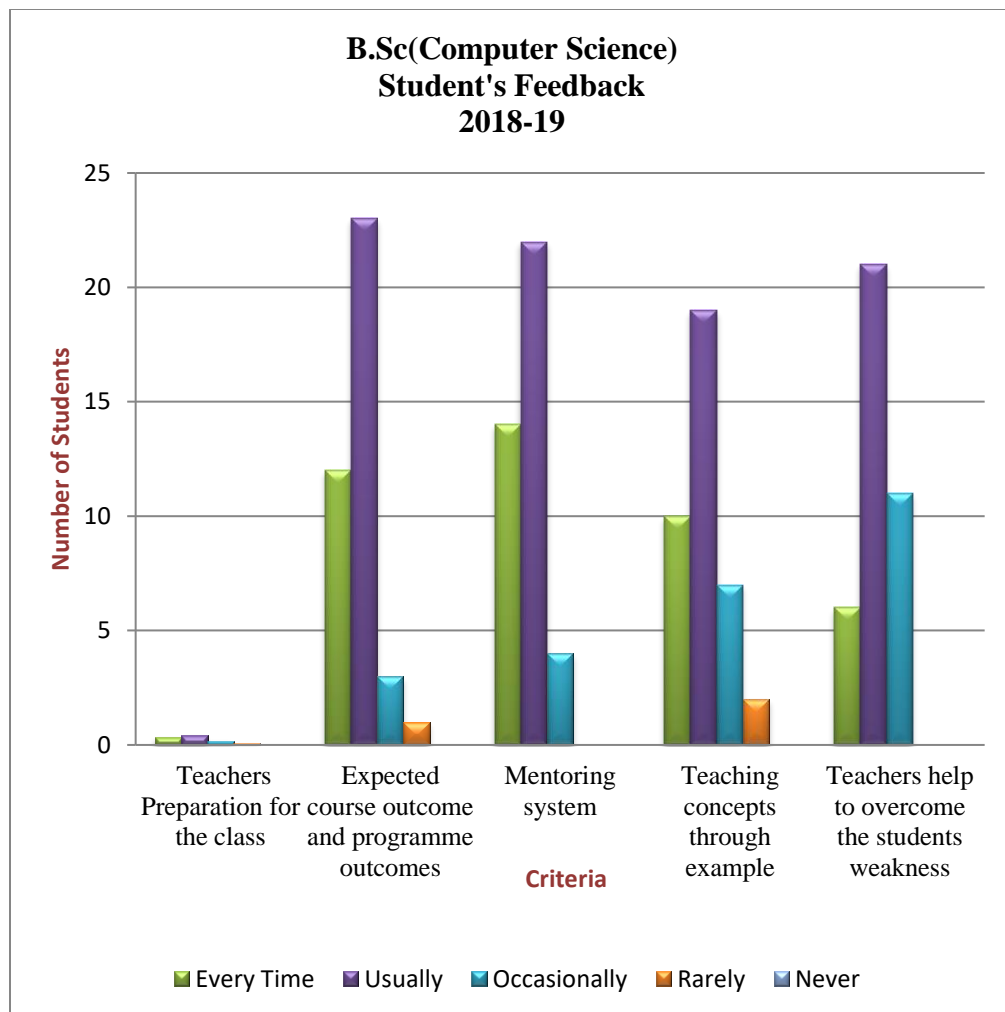
B.Sc Physics Student's Feedback 2018-19



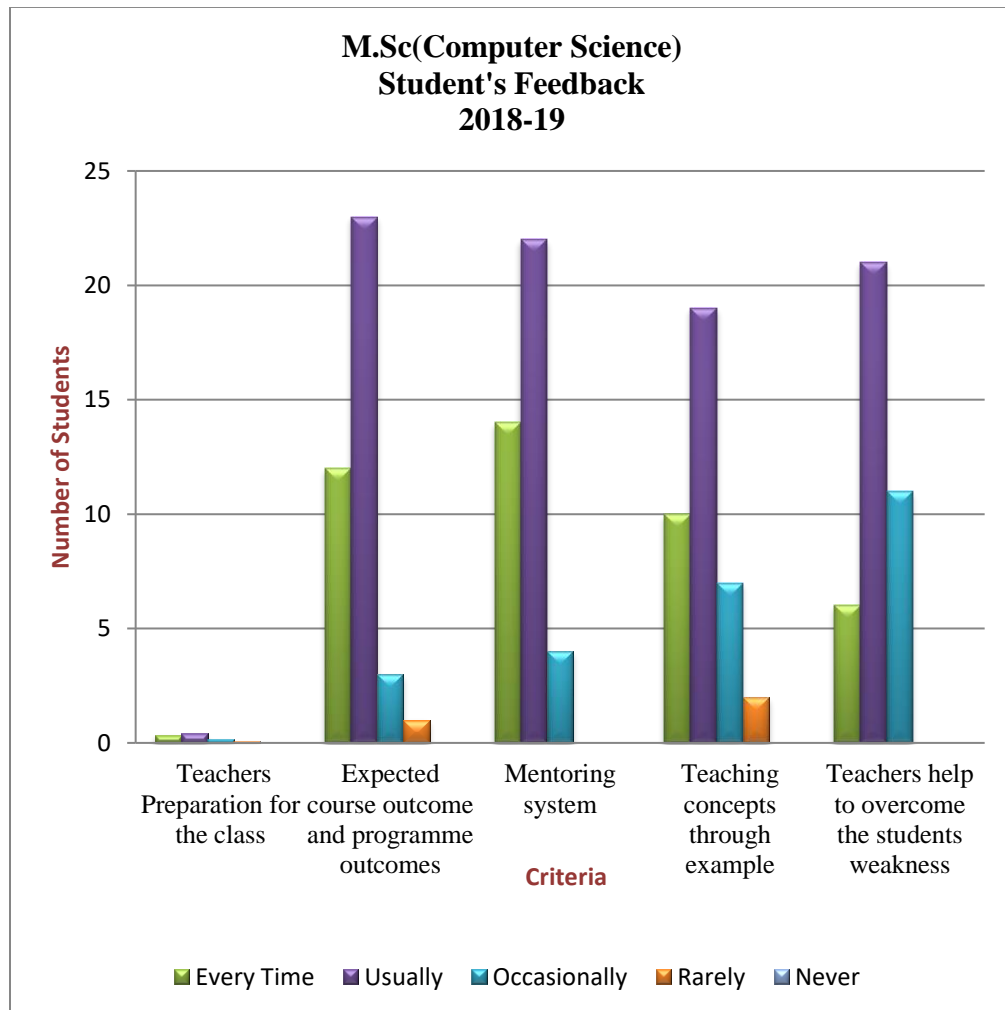
1. Feedback obtained from the students revealed that the majority of the students have good opinion about the subject teacher's preparation and presentation
2. 21 students expressed that the teachers identified the students strength reasonably and encourage them by providing right level of challenges according to their individual potential
3. The most of the students reported that their weakness were identified and solved by their class teacher every time



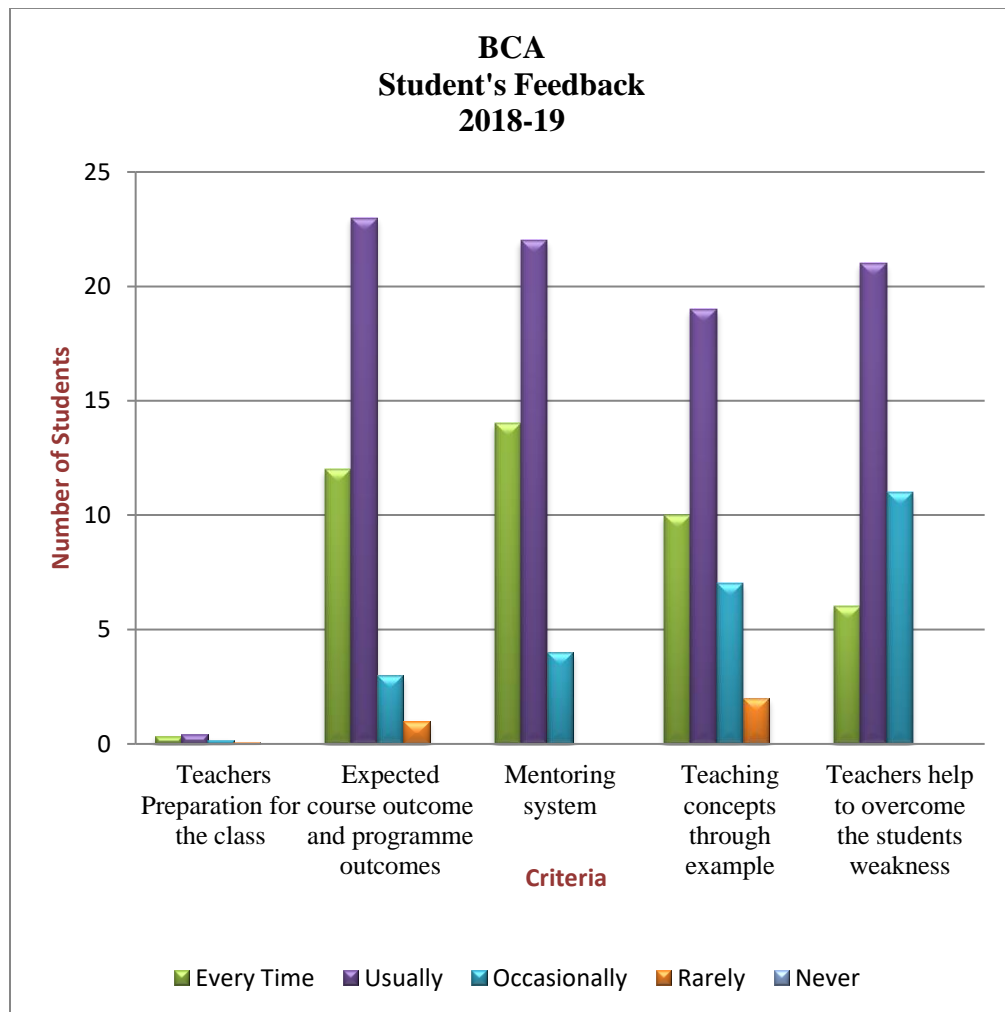
- 1. The students are satisfied with the preparation of subjects by the teachers**
- 2. From the feedback it is ascertained the students are usually allowed to discuss about the assignments along with the teachers**
- 3. The students agreed that the overall quality of teaching and learning process very good.**



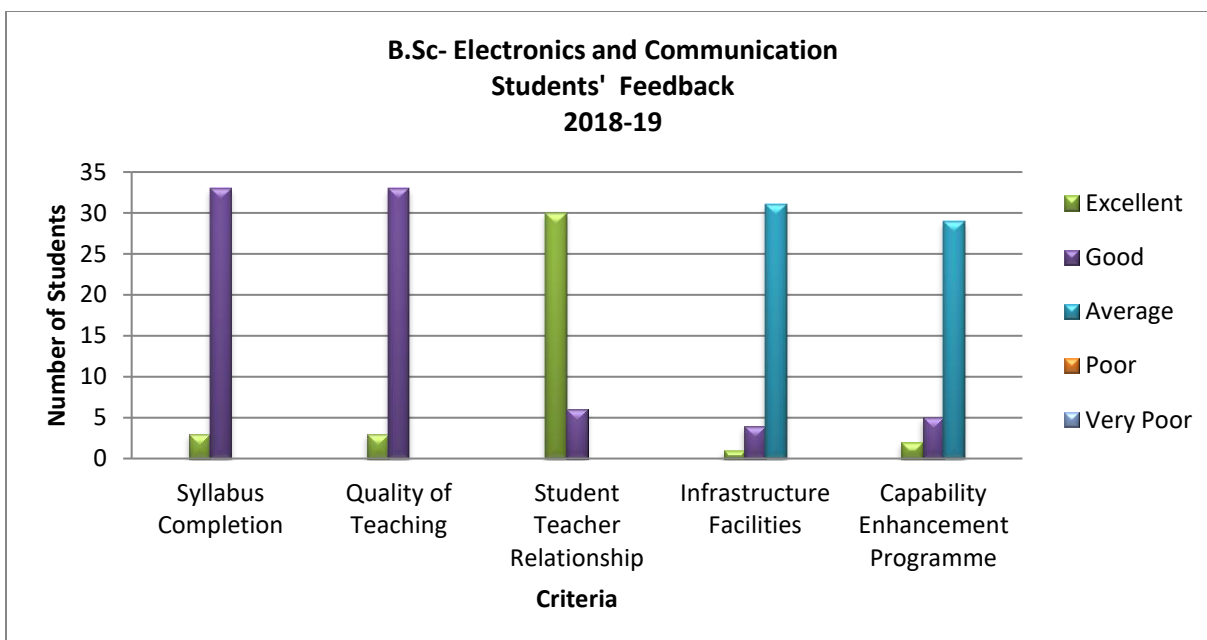
Analysis of the feedback received from the students revealed that the majority of the students have a good opinion about the discussion of performance in assignments, mentoring system, teaching concepts through examples and the ability of the teachers to identify the weaknesses of the students and guide them to overcome the same.



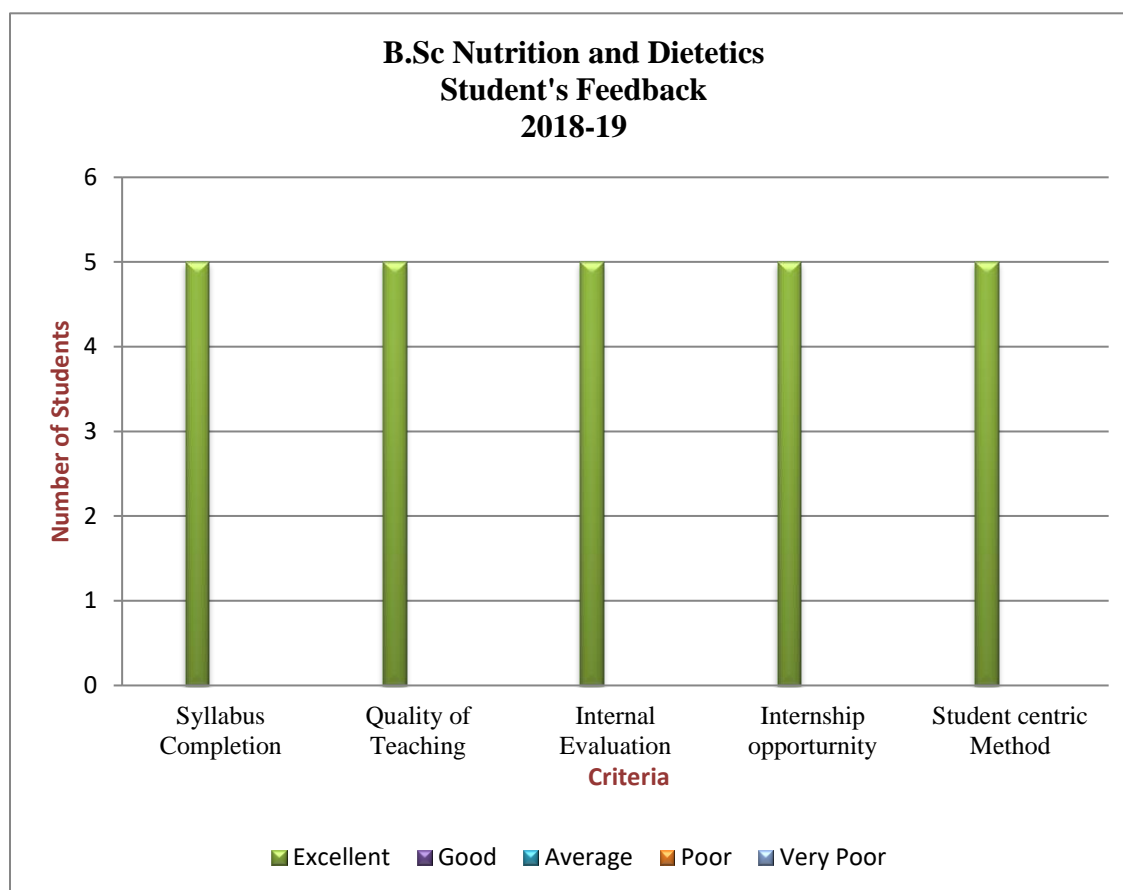
Majority of the students stated that the discussion about performance in assignments is excellent; Information by the teachers about the expected course outcome and programme outcome is good; Follow up action by mentors is excellent ; Teachers always explain the concepts through examples; Teachers every time identify the weaknesses of the students and help them to overcome the weaknesses.



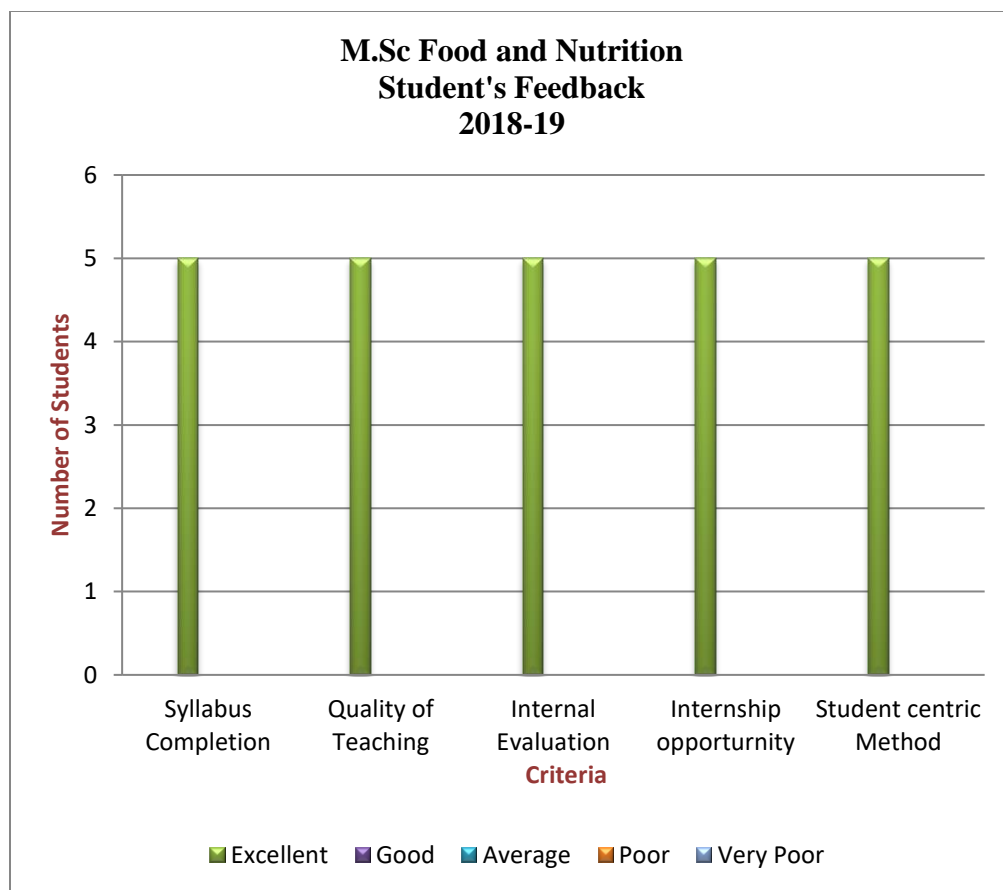
From the feedback collected from the students it is ascertained that the teachers usually discuss the performance in the assignments; Teachers usually inform about the expected competencies, course outcomes and programme outcomes;



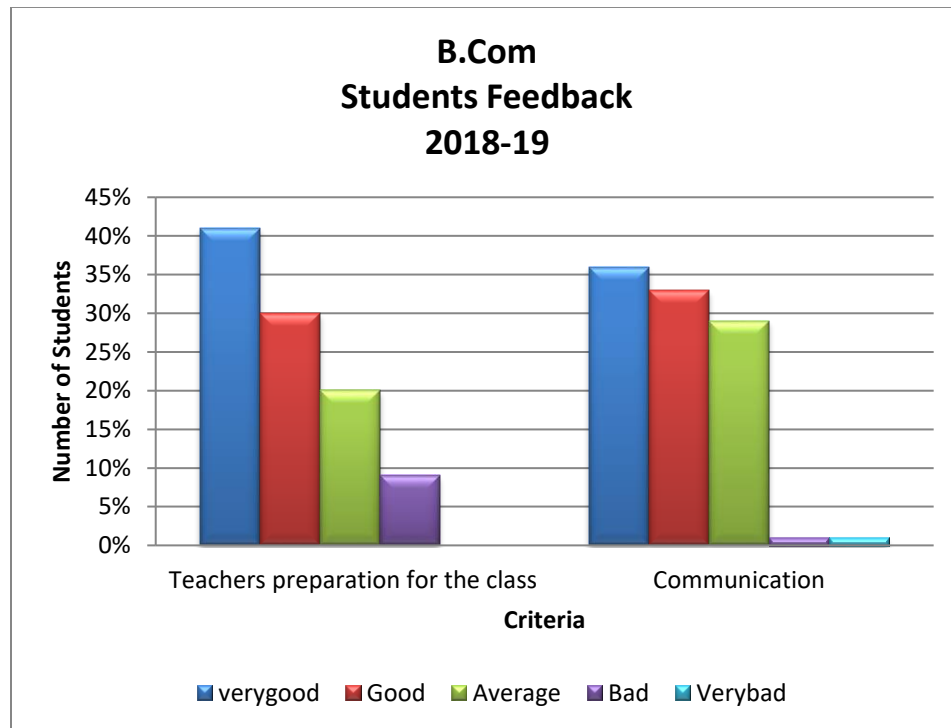
1. **74% of the students stated that the teachers are able to communicate effectively**
2. **84% of students opined that teaching and mentoring process helped them to improve cognitive, social and Emotional growth significantly and very well.**
3. **Most of the students have replied positively about Student Teacher relationship.**
4. **89.47% of students opined that student centric methods are followed in the institution. But 10.53% of students did not feel the same.**
5. **Most of the faculties use ICT tools such as LCD Projector for teaching. 79% of the students opined that the most of the staff use ICT Tools very often**



1. The feedback collected from the students in the prescribed format was consolidated and analyzed. It was noted that the syllabus completion was highly appreciated by the students.
2. The students were very much satisfied with the usage of examples with the illustrations by the teachers and the extracurricular activities conducted by the department and the college.
3. The teacher's communication skills and the teacher's ability to inculcate soft skills to the students were also ranked high by the students.

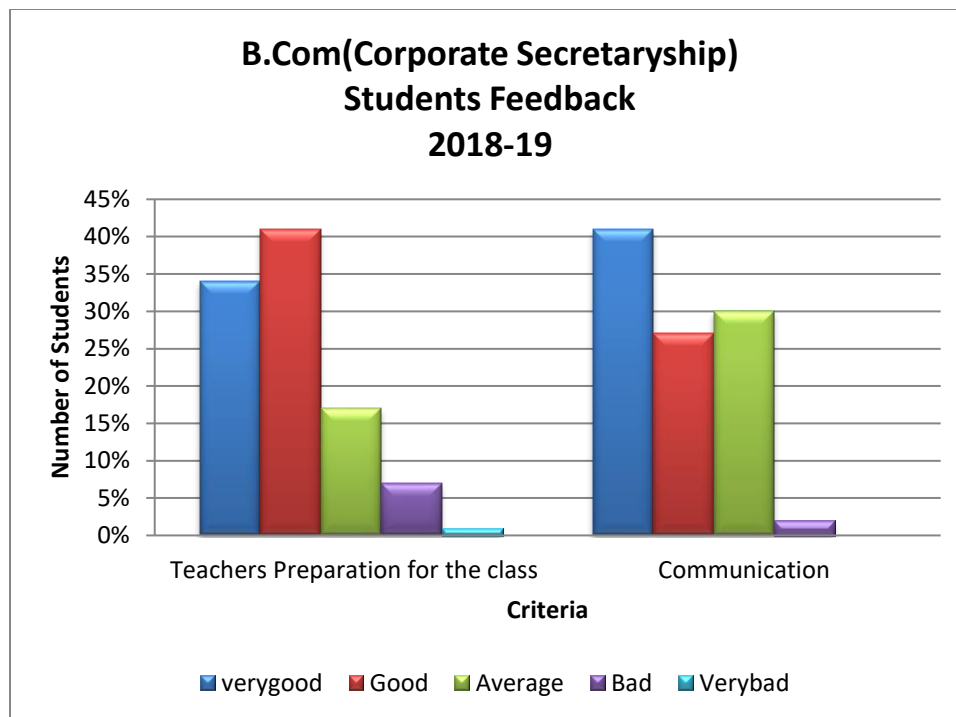


The feedback collected from the PG students in the prescribed format was consolidated and analyzed. All the students had given excellent feedback for syllabus completion, quality of teaching, internship opportunities, internal evaluation process and use of Student Centric Teaching methods.

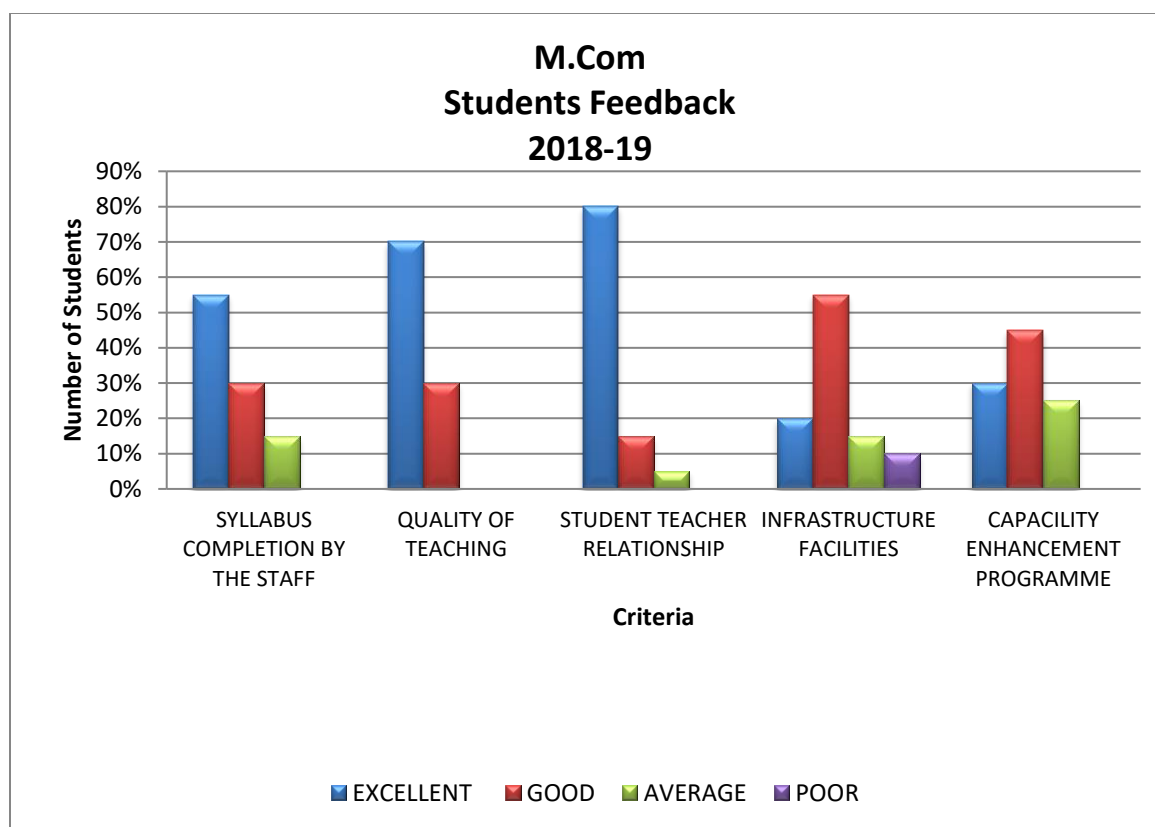


1. Students have given opinion about the teachers preparation for the class . 41% of the students have stated very good about the preparation of the teachers, 30% and 20% of the students respectively felt that teachers are good and average in their preparation for the class.

2. It also describes the communication skill of the teachers. 36% of the students stated that the teachers are very good in communication, 33% of the students says that the teachers are good in communication skills, 29% of the students are of the opinion that teachers are average in communicating with the students. None of the students felt bad about the communication of the teachers.



1. The above chart describes about the teacher's preparation in the class. 34% of the students feel very good about the teachers preparation, 41% of the students state that the teachers are good in preparation for the class, 17% and 7% of the students opined as average and bad in the preparation for the class respectively, 1% of the students alone feel that the teachers are very bad in preparing for the class.
2. It also shows the communication skill of the teachers. 41% of the students states that the teacher are very good at communication skill, 27% of the students feel good about the teachers in communicating 30% of the students fel average about the communication skill of the teachers 2% of the students says that teachers re bad in communicating with them.



From the above table and diagram 55% of students stated syllabus completion of the staff was excellent 80% students were ranked excellent for staff relationship, infrastructure facilities for good 55% students, average for capabilities for enhancement programme 25% of students,

