

FEEDBACK

DEPARTMENT OF COMMERCE

2016-17-B.com

	Syllabus was covered in the class in the class	Teachers able to communicate	Teachers approach to teaching can best	Mentoring process in your institutions	Institutions provide multiple opportunities to	Teacher s identify your strengths and encourage you with	Review and continuous quality improvement of	Teachers encourage you to	Overall quality of teaching and learning process
O4	2	7	6	-	5	2	4	6	13
O3	16	6	6	19	17	15	17	14	11
O2	8	12	14	7	4	7	5	4	1
O1	-	1	-	-	-	2	-	2	-
O0	-	3	-	-	-	-	-	-	-
total	28	29							
	Q1	Q3	Q4	Q8	Q9	Q13	Q15	Q17	Q20

DEPARTMENT OF COMMERCE

2015-16-B.com

	Syllabus was covered in the class in the class	Teachers able to communicate	Teachers approach to teaching can best be described	Mentoring process in your institutions facilitates	Institutions provide multiple opportunities to	Teacher s identify your strengths and encourage you with providing	Review and continuous quality improvement of teaching learning	Teachers encourage you to	Overall quality of teaching and learning process
O4	27	24	22	13	16	19	16	15	13
O3	-	14	5	13	10	8	11	12	12
O2	-	1	-	1	1	-	-	-	2
O1	-	-	-	-	-	-	-	-	-
O0	-	-	-	-	-	-	-	-	-
total									
	Q1	Q3	Q4	Q8	Q9	Q13	Q15	Q17	Q20

DEPARTMENT OF COMMERCE

2017-18- B.com

	Syllabus was covered in the class in the class	Teachers able to communicate	Teachers approach to teaching can best be described	Mentoring process in your institutions facilitates	Institutions provide multiple opportunities to	Teacher s identify your strengths and encourage you with providing	Review and continuous quality improvement of the teaching learning	Teachers encourage you to	Overall quality of teaching and
O4	23	19	7	9	5	12	7	9	8
O3	3	6	13	12	11	10	15	10	9
O2	1	-	7	6	11	4	5	8	9
O1	-	-	-	-	-	1	-	-	-
O0	-	-	-	-	-	-	-	-	-
total									
	Q1	Q3	Q4	Q8	Q9	Q13	Q15	Q17	Q20

DEPARTMENT OF COMMERCE

2014-15-B.com

	Syllabus completion by the staff members	The quality of teaching	Student teacher relationship	Infrastructure facilities	Capability enhancement programme
O4	-	-	1	13	3
O3	-	4	14	3	4
O2	3	16	7	5	9
O1	19	2	-	1	6
total					
	Q1	Q2	Q3	Q4	Q5

DEPARTMENT OF COMMERCE

2017-18-B.com(CS)

	Syllabus was covered in the class in the class	Teachers able to communicate	Teachers approach to teaching can best be described	Mentoring process in your institutions facilitates	Institutions provide multiple opportunities to learn and grow	Teacher s identify your strengths and encourage you with providing right level	Review and continuous quality improvement of the teaching learning process	Teachers encourage you to participate in	Overall quality of teaching and learning process
O4	9	7	2	4	3	7	1	4	2
O3	9	8	15	9	13	5	9	14	9
O2	6	9	7	8	7	12	12	5	10
O1	2	4	3	6	2	1	4	4	4
O0	2	4	1	-	3	3	2	2	3
total	28	28	28	28	28	28	28	28	28
	Q1	Q3	Q4	Q8	Q9	Q13	Q15	Q17	Q20

DEPARTMENT OF COMMERCE

2014-15-B.com(CS)

	Syllabus was covered in the class in the class	Teachers able to communicate	Teachers approach to teaching can best be described	Mentoring process in your institutions facilitates	Institutions provide multiple opportunities to learn and grow	Teacher s identify your strengths and encourage you with providing right level	Review and continuous quality improvement of the teaching learning process	Teachers encourage you to participate in	Overall quality of teaching and learning process
O4	16	7	2	2	4	6	3	5	5
O3	6	8	10	11	12	6	8	11	7
O2	1	8	11	7	7	8	3	3	1
O1	1	1	1	4	5	4	4	4	7
O0	3	3	3	3	2	3	4	4	7
total	27	27	27	27	27	27	27	27	27
	Q1	Q3	Q4	Q8	Q9	Q13	Q15	Q17	Q20

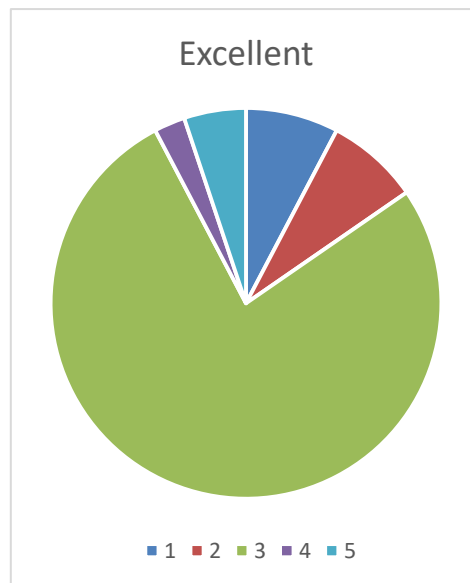
DEPARTMENT OF COMMERCE

2013-14-B.com(CS)

	Syllabus completion by the staff members	The quality of teaching	Student teacher relationship	Infrastructure facilities	Capability enhancement programme
O4	0	-	-	2	2
O3	4	8	6	8	7
O2	9	6	6	5	5
O1	6	5	7	4	5
Total	19	19	19	19	19
	Q1	Q2	Q3	Q4	Q5

DEPARTMENT OF TAMIL

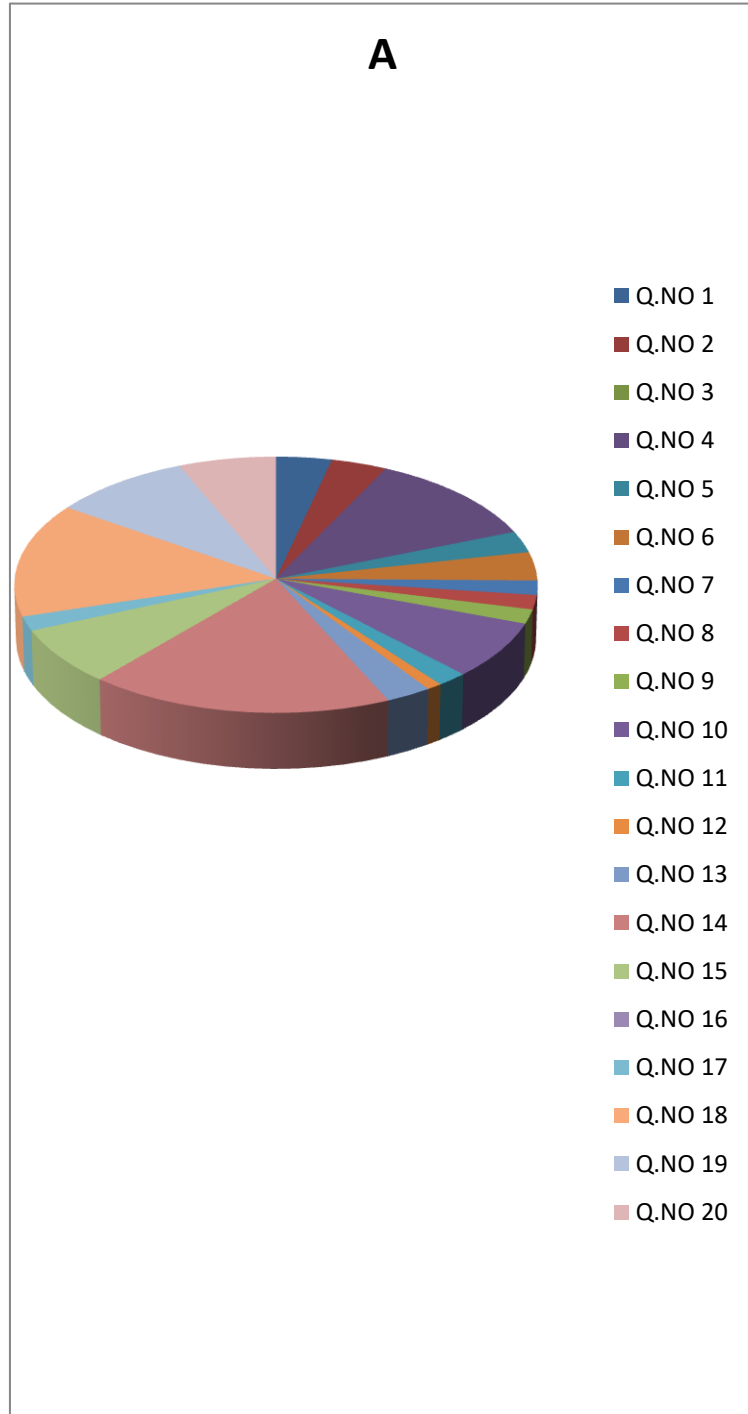
Excellent	Good	Average	Poor		
3	33	0	0		
3	33	0	0		
30	6	0	0		
1	4	31	0		
2	5	29	0		



DEPARTMENT OF PHYSICS

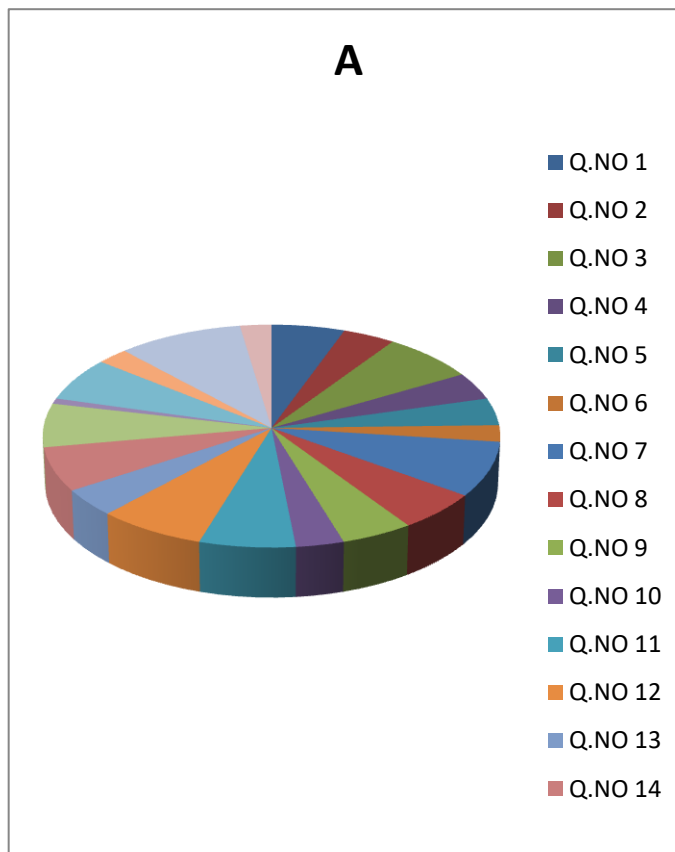
III B.SC PHYSICS .BATCH:2018-2019

QNO	A	B	C	D	E
Q.NO 1	4	14	2	1	0
Q.NO 2	4	26	9	0	0
Q.NO 3	0	9	0	0	0
Q.NO 4	13	11	11	0	2
Q.NO 5	3	9	12	0	0
Q.NO 6	4	5	11	2	0
Q.NO 7	2	8	10	4	6
Q.NO 8	2	4	17	4	2
Q.NO 9	2	8	3	3	9
Q.NO 10	8	6	13	1	0
Q.NO 11	2	12	7	4	6
Q.NO 12	1	4	7	4	6
Q.NO 13	3	14	10	1	1
Q.NO 14	20	6	2	4	1
Q.NO 15	8	2	2	5	3
Q.NO 16	0	4	1	3	13
Q.NO 17	2	13	2	5	17
Q.NO 18	16	2	1	3	3
Q.NO 19	10	6	8	6	4
Q.NO 20	7	0	1	6	15



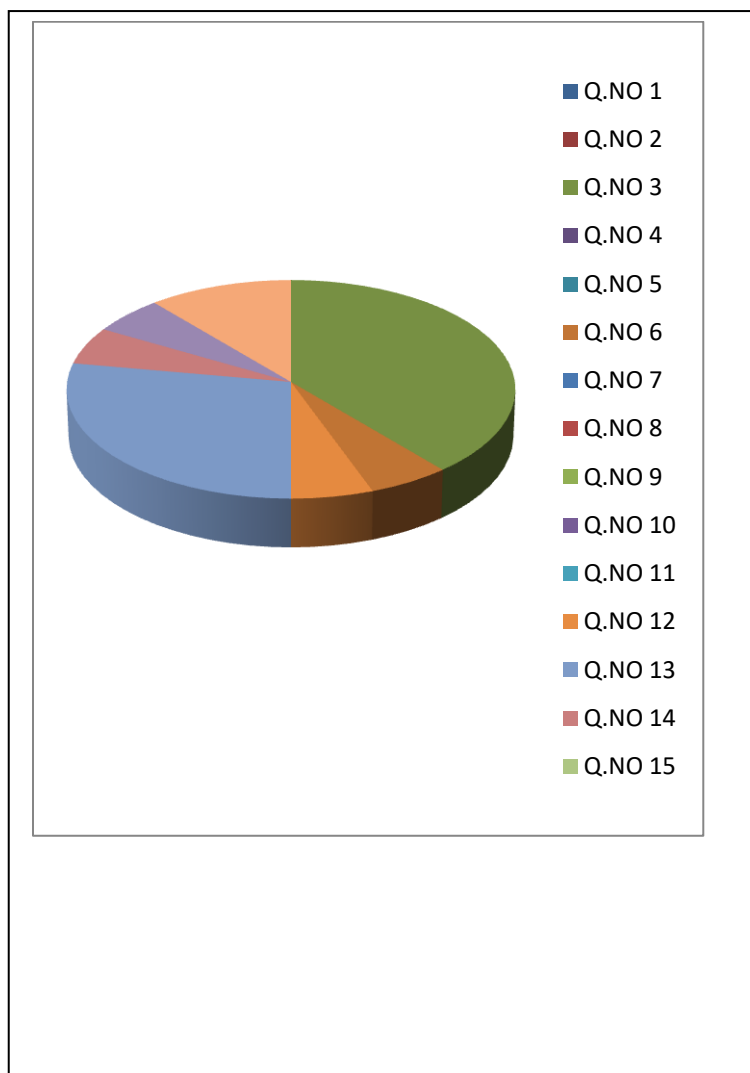
I MSC PHYSICS BATCH :2018-2019

Q.NO	A	B	C	D	E
Q.NO 1	7	11	9	0	0
Q.NO 2	5	19	2	1	0
Q.NO 3	9	11	4	2	1
Q.NO 4	5	15	5	2	0
Q.NO 5	5	13	8	1	0
Q.NO 6	3	19	3	2	1
Q.NO 7	10	9	9	0	0
Q.NO 8	7	12	6	2	0
Q.NO 9	6	13	9	0	4
Q.NO 10	4	14	4	1	1
Q.NO 11	8	9	8	1	0
Q.NO 12	9	11	6	1	1
Q.NO 13	5	15	5	1	1
Q.NO 14	8	15	2	1	0
Q.NO 15	8	12	7	0	1
Q.NO 16	1	18	5	2	1
Q.NO 17	8	12	4	2	1
Q.NO 18	3	14	6	3	0
Q.NO 19	12	9	4	2	0
Q.NO 20	3	16	8	0	0



II MSC PHYSICS 2018-2019

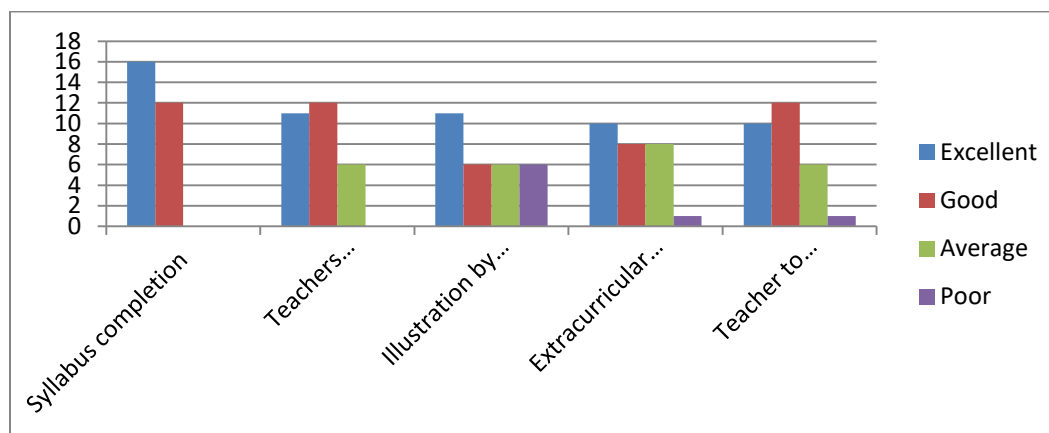
Q.NO	A	B	C	D	E
Q.NO 1	0	3	5	1	0
Q.NO 2	0	7	1	0	0
Q.NO 3	7	2	0	0	0
Q.NO 4	0	5	4	0	0
Q.NO 5	0	1	7	0	0
Q.NO 6	1	8	0	1	0
Q.NO 7	0	0	7	0	0
Q.NO 8	0	2	2	2	0
Q.NO 9	0	1	8	5	0
Q.NO 10	0	1	7	0	0
Q.NO 11	0	0	8	0	0
Q.NO 12	1	1	7	1	0
Q.NO 13	5	2	2	0	0
Q.NO 14	1	7	1	0	0
Q.NO 15	0	7	2	0	0
Q.NO 16	1	7	1	0	0
Q.NO 17	0	7	2	0	0
Q.NO 18	2	6	1	0	0
Q.NO 19	0	1	0	4	4
Q.NO 20	0	7	2	0	0



B.Sc- Nutrition and Dietetics

Student's feedback 2018-19

	Criteria	4	3	2	1	0
1	Syllabus Covered	16	12	0	0	0
2	Teachers preparation for the class	2	26	0	0	0
3	Teachers communication	11	12	6	0	0
4	Teachers approach to teaching	2	10	16	0	0
5	Internal Evaluation by teachers	6	6	16	1	0
6	Assignment discussion	9	11	8	0	0
7	Internship opportunities for students	7	5	15	1	0
8	Teaching and mentoring process	6	7	14	2	0
9	Multiple opportunities to learn & grow	6	12	11	0	0
10	Expected competencies ,Course &Program outcome	7	14	7	0	0
11	Follow up by mentor	5	15	8	0	0
12	Illustration by examples	11	6	6	6	0
13	Identifying strength of students	10	9	9	0	1
14	Overcoming the weakness of students	9	4	11	3	0
15	Students engaging teaching learning process	9	8	7	4	0
16	Students centric methods of learning	3	19	5	0	0
17	Extracurricular activities	10	8	8	1	0
18	Teachers inculcate of soft skills	10	12	6	1	0
19	ICT Tools used by teachers	9	18	3	1	0
20	overall quality of teaching learning process	5	16	7		0



STUDENT'S SATISFACTION SURVEY REPORT										
B.A.ENGLISH (BATCH:2016-19)										
	A	8	B	23	C	5	D	1	E	1
QUES:2	A	0	B	22	C	8	D	6	E	2
QUES:3	A	0	B	24	C	7	D	5	E	0
QUES:4	A	0	B	16	C	19	D	3	E	0
QUES:5	A	1	B	18	C	19	D	0	E	0
QUES:6	A	5	B	11	C	18	D	4	E	0
QUES:7	A	7	B	9	C	16	D	6	E	0
QUES:8	A	1	B	5	C	19	D	2	E	11
QUES:9	A	2	B	20	C	11	D	5	E	0
QUES:10	A	9	B	7	C	15	D	4	E	3
QUES:11	A	2	B	12	C	5	D	17	E	2
QUES:12	A	3	B	24	C	8	D	3	E	0
QUES:13	A	4	B	12	C	14	D	8	E	0
QUES:14	A	7	B	15	C	10	D	6	E	0
QUES:15	A	1	B	16	C	12	D	7	E	1
QUES:16	A	2	B	12	C	9	D	8	E	0
QUES:17	A	2	B	18	C	10	D	8	E	0
QUES:18	A	9	B	11	C	8	D	9	E	0
QUES:19	A	3	B	18	C	14	D	3	E	0
QUES:20	A	2	B	12	C	15	D	9	E	0
TOTAL	FEEDBACK RECEIVED: 38									

OPTION – B - BLUE

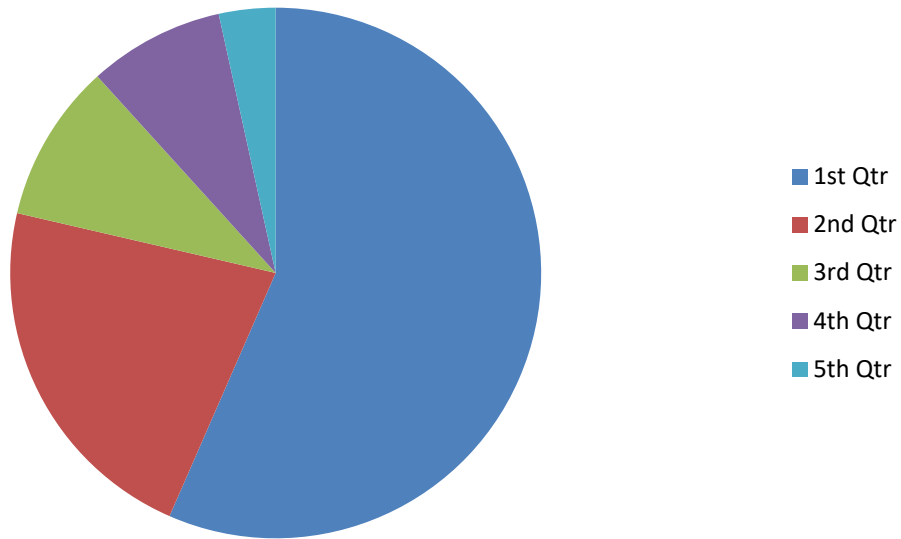
OPTION – C - RED

OPTION – D - GREEN

OPTION – A - PURPLE

OPTION –E- SKY BLUE

SSS UG (BATCH)2016-2019



STUDENT'S SATISFACTION SURVEY REPORT										
M.A.ENGLISH (BATCH:2017-19)										
QUES:1	A	6	B	10	C	1	D	0	E	0
QUES:2	A	3	B	10	C	2	D	2	E	0
QUES:3	A	4	B	8	C	0	D	4	E	1
QUES:4	A	4	B	6	C	6	D	1	E	0
QUES:5	A	2	B	12	C	3	D	0	E	0
QUES:6	A	1	B	9	C	7	D	0	E	0
QUES:7	A	5	B	9	C	2	D	1	E	0
QUES:8	A	2	B	6	C	8	D	1	E	0
QUES:9	A	3	B	11	C	3	D	0	E	0
QUES:10	A	3	B	5	C	9	D	0	E	0
QUES:11	A	2	B	7	C	6	D	1	E	0
QUES:12	A	2	B	7	C	7	D	1	E	0
QUES:13	A	2	B	12	C	3	D	0	E	0
QUES:14	A	6	B	6	C	5	D	0	E	0
QUES:15	A	1	B	12	C	4	D	0	E	0
QUES:16	A	8	B	6	C	3	D	0	E	0
QUES:17	A	5	B	9	C	3	D	0	E	0
QUES:18	A	1	B	11	C	4	D	1	E	0
QUES:19	A	5	B	9	C	3	D	0	E	0
QUES:20	A	2	B	9	C	5	D	1	E	0
TOTAL	FEEDBACK RECEIVED: 17									

OPTION – B - BLUE

OPTION – C - RED

OPTION – A - GREEN

OPTION – D - PURPLE

OPTION –E- SKY BLUE

SSS FEEDBACK PG (BATCH)2017-2019

